



## **AEWA PLAN OF ACTION FOR AFRICA 2012-2017<sup>1</sup>**

*A guide to the implementation of the AEWA Strategic Plan 2009-2017  
in the African Region*

---

<sup>1</sup> Adopted by the 5<sup>th</sup> Session of the Meeting of the Parties to AEWA (MOP5), 14 - 18 May 2012, La Rochelle, France

## Table of Contents

List of Tables .....	2
List of Figures .....	3
List of Acronyms .....	3
1. Introduction.....	5
2. Methodology.....	5
3. Activities and Expected Results of the Plan of Action for Africa .....	7
3.1 Objective 1 .....	7
3.2 Objective 2 .....	9
3.3 Objective 3 .....	11
3.4 Objective 4 .....	13
3.5 Objective 5 .....	15
4. Budget estimate.....	18
5. Implementation of the Plan of Action for Africa.....	19
6. Activities and expected results for achieving an improved conservation status for migratory waterbirds in Africa .....	21
6.1 Actions for achieving Objective 1 of the AEWA Strategic Plan .....	21
6.2 Actions for achieving Objective 2 of the AEWA Strategic Plan .....	26
6.3 Actions for achieving Objective 3 of the AEWA Strategic Plan .....	28
6.4 Actions for achieving Objective 4 of the AEWA Strategic Plan .....	33
6.5 Actions for achieving Objective 5 of the AEWA Strategic Plan .....	34
Annex 1 .....	39
Annex 2.....	47

## List of Tables

Table 1: Results and actions for implementing target 1.1 of objective 1 .....	21
Table 2: Results and actions for implementing target 1.2 of objective 1 .....	22
Table 3: Results and actions for implementing target 1.3 of objective 1 .....	23
Table 4: Results and actions for implementing target 1.4 of objective 1 .....	25
Table 5: Results and actions for implementing target 2.1 of objective 2 .....	26
Table 6: Results and actions for implementing target 2.2 of objective 2 .....	26
Table 7: Results and actions for implementing target 2.3 of objective 2 .....	27
Table 8: Results and actions for implementing complementary target 1 of objective 2.....	28
Table 9: Results and actions for implementing complementary target 2 of objective 2.....	28
Table 10: Results and actions for implementing target 3.1 of objective 3 .....	29
Table 11: Results and actions for implementing target 3.2 of objective 3 .....	30
Table 12: Results and actions for implementing target 3.3 of objective 3 .....	31
Table 13: Results and actions for implementing target 3.4 of objective 3 .....	32
Table 14: Results and actions for implementing complementary target 3 under objective 3 .....	32
Table 15: Results and actions for implementing target 4.3 of objective 4 .....	33
Table 16: Results and actions for implementing target 5.1 of objective 5 .....	34
Table 17: Results and actions for implementing target 5.4 of objective 5 .....	35
Table 18: Results and actions for implementing target 5.5 of objective 5 .....	35
Table 19: Results and actions for implementing target 5.6 of objective 5 .....	36
Table 20: Results and actions for implementing target 5.7 of objective 5 .....	36
Table 21: Results and actions for implementing complementary target 4 under objective 5 .....	37
Table 22: Results and actions for implementing complementary target 5 under objective 5 .....	38
Table 23: Budget Overview (in Euros) for implementation and coordination of the Plan of Action, based on the priorities of the Strategic Plan 2009-2017 .....	39

Table 24: Budget estimate (in Euros) for the implementation and coordination of the Plan of Action for Africa based on the priority for implementation .....	45
Table 25: Priority Species for the development of Single Species Action Plans in Africa .....	47

### List of Figures

Figure 1: AEWA Range Map showing the African sub-regions (as of 1 June 2012) .....	6
Figure 2: African states/ organisations/ events registered for the WMBD campaign over time .....	14
Figure 3: Rate of recruitment of new AEWA Contracting Parties in Africa.....	15
Figure 4: Submission of National Reports to the AEWA MOP by African Contracting Parties .....	16
Figure 5: Budget required for implementing the highest, high and medium priority actions for each triennium .....	19

### List of Acronyms

AEWA	African-Eurasian Migratory Waterbird Agreement
AFRING	African Bird Ringing Scheme
AfWC	African Waterbird Census
AU	African Union
CA	Central Africa
CBNRM	Community based natural resource management
CEMAC	Economic and Monetary Community for Central Africa
CEPA	Communication, education and public awareness
CITES	Convention on International Trade in Endangered Species
CMS	Convention on Migratory Species
CP	Contracting Party
CSN	Critical Sites Network
CT	Complementary Target
EA	Eastern Africa
EIA	Environmental Impact Assessment
EURING	European Union for Bird Ringing
FAO	Food and Agriculture Organisation
FTK	Flyway Training Kit
IAIA	International Association for Impact Assessment
IBA	Important Bird Area
IRP	Implementation Review Process
ISR	International Site Review
ISWG	International Species Working Group
IUCN	International Union for the Conservation of Nature
IWC	International Waterbird Census
MEA	Multilateral Environmental Agreement
MOP	Meeting of the Parties
NA	Northern Africa
NFP	National Focal Point
NGO	Non-Governmental Organisation
NR	National Report
ONCFS	Office National de la Chasse et de la Faune Sauvage
Ramsar	The Ramsar Convention on Wetlands
SA	Southern Africa
SADC	Southern African Development Community
SEA	Strategic Environmental Assessment
SGF	(AEWA) Small Grants Fund
SGP	(CMS) Small Grants Programme
SPEA	Sociedade Portuguesa para o Estudo das Aves
SSAP	Single Species Action Plan
StC	Standing Committee

TC	Technical Committee
ToT	Training of Trainers
UNEP	United Nations Environment Programme
WA	Western Africa
WHS	World Heritage Site
WLI	Wetland Link International
WMBD	World Migratory Bird Day
WOW	Wings Over Wetlands

## 1. Introduction

The African-Eurasian Migratory Waterbird Agreement (AEWA), developed under the auspices of the Convention on Migratory Species (CMS)<sup>2</sup>, is an independent intergovernmental treaty which aims to conserve migratory waterbirds across their entire flyways over a range of 119 countries in Europe, parts of Asia and Canada, the Middle East and Africa. The mission of the Agreement is to maintain migratory waterbirds at a favourable conservation status or restore them to such a status throughout their flyways within the AEWA range.

The African region constitutes a significant portion of the AEWA range and supports the highest number of globally threatened species (based on the IUCN Red List of Threatened Species) in the AEWA region (34 out of 38) compared with the other AEWA regions (17 in the Agreement area of Asia and 15 in Europe). Moreover, Africa supports the highest proportion of globally threatened migratory waterbird populations covered by AEWA (13% of all AEWA populations occurring in Africa are globally threatened, compared to 11.5% in Asia and 7.3% in Europe). The region has however been lagging behind with regard to effective implementation of the Agreement. Additional efforts are needed for the implementation of AEWA in Africa as a matter of priority. In response to the challenges for conserving migratory waterbirds in Africa, the Parties to AEWA unanimously adopted the African Initiative for the Conservation of Migratory Waterbirds and their Habitats in Africa (Resolution 4.9<sup>3</sup> of the 4<sup>th</sup> Meeting of the Parties to AEWA – MOP4, Madagascar, 2008).

The African Initiative aims to coordinate and improve the implementation of the Agreement in Africa. In particular, the development of a Plan of Action for the Implementation of AEWA in Africa was identified as one of the key activities to be accomplished under the initiative.

## 2. Methodology

The legally-binding Agreement Text and its three annexes (the Agreement area; the list of waterbird species covered by the Agreement; and the AEWA Action Plan with its Table 1 of the status of the populations of migratory waterbirds covered by the Agreement) set the overall framework, and provide the main guidance to Contracting Parties (CPs) for national implementation. This guidance is supplemented with conservation guidelines addressing specific issues and needs.

The activities for implementation of the Agreement were further prioritised in a Strategic Plan, adopted by AEWA MOP4. This is currently the main operational guideline for the implementation of the Agreement. It identifies five objectives to be achieved over a period of nine years (2009-2017) and sets a series of targets to guide the accomplishment of each objective, together with quantifiable indicators to measure the level of achievement of each target.

This Plan of Action, which aims to provide an operational guideline for implementation of the AEWA Strategic Plan in Africa, is structured according to the five objectives of the Strategic Plan. Under each objective, a series of tangible actions are identified, which are associated with an expected result. These in turn are directly linked to AEWA Strategic Plan targets or to Complementary Targets (CTs) - targets specific to Africa which address some key issues in the region not currently considered in detail in the Strategic Plan. The numbering of objectives, their associated targets and expected results maintains numbering sequence in the AEWA Strategic Plan, in order to facilitate follow-up, referencing and subsequent evaluation.

The Plan of Action for Africa is valid for the period 2012-2017, in line with the AEWA Strategic Plan. Time limits are set for each proposed activity as guidance for the timely delivery of results.

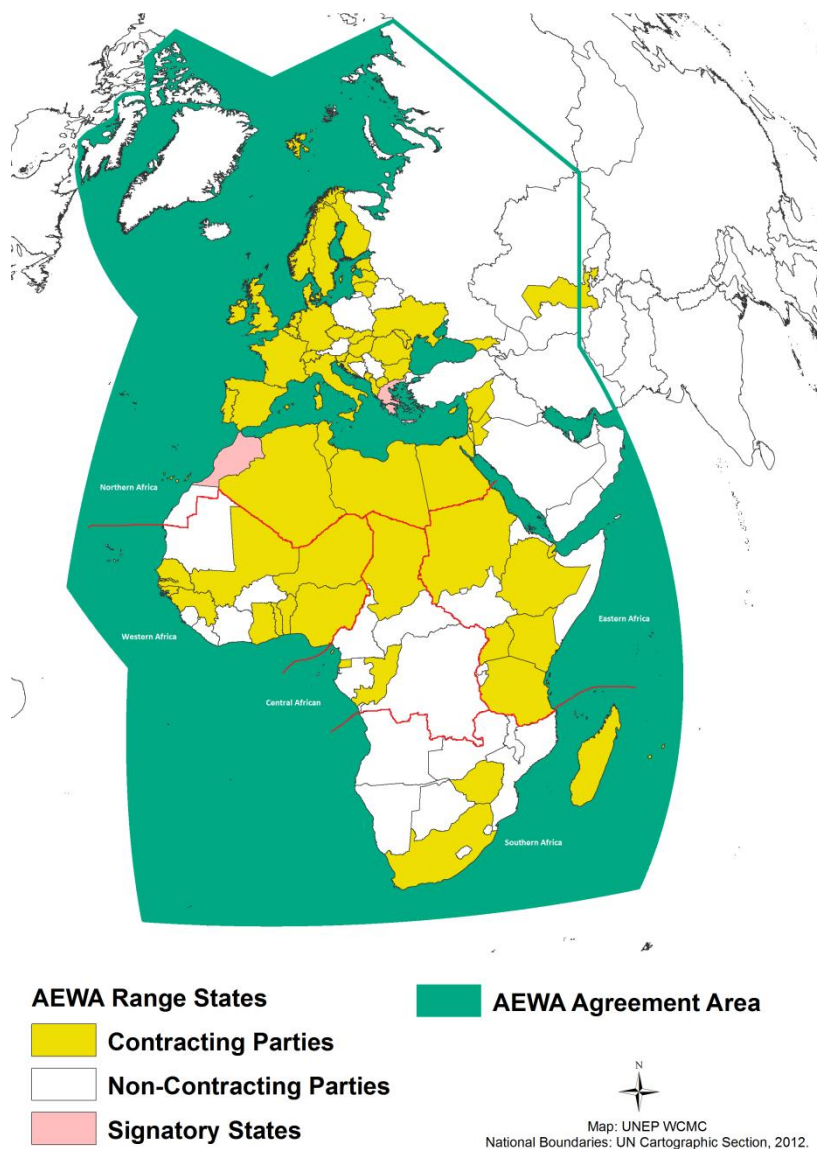
---

<sup>2</sup> For more information, see: <http://www.cms.int/about/intro.htm>

<sup>3</sup> Resolution 4.9 : [http://www.unep-aewa.org/meetings/en/mop/mop4\\_docs/final\\_res\\_pdf/res4\\_9\\_conservation\\_in\\_africa\\_final.pdf](http://www.unep-aewa.org/meetings/en/mop/mop4_docs/final_res_pdf/res4_9_conservation_in_africa_final.pdf)

Within the Plan of Action for Africa, the principal body/organisation responsible for leading implementation of each proposed action is identified, whilst the relevance of each action for the different sub-regions in Africa is indicated, as well as any sub-regional priorities for implementation. Whilst different sub-regions may facilitate the organisation and management of some proposed actions, such as workshops and training courses, this does not depict a regionalisation of AEWA implementation. The sub-regional partition used in this Plan of Action is specified below and in figure 1.

- Northern Africa (NA): Morocco, Algeria, Tunisia, Libya and Egypt
- Eastern Africa (EA): Sudan, South Sudan, Ethiopia, Uganda, Rwanda, Burundi, Eritrea, Djibouti, Somalia, Kenya, United Republic of Tanzania
- Southern Africa (SA): Angola, Zambia, Namibia, Botswana, Zimbabwe, Mozambique, Malawi, Swaziland, Lesotho, South Africa, Mauritius, Madagascar, Seychelles, Comoros
- Western Africa (WA): Mauritania, Senegal, Cape Verde, The Gambia, Guinea, Guinea-Bissau, Sierra Leone, Mali, Liberia, Ivory Coast, Burkina Faso, Ghana, Togo, Benin, Nigeria, Niger
- Central Africa (CA): Cameroon, Chad, Central African Republic, Equatorial Guinea, Sao Tome and Principe, Gabon, Congo, Democratic Republic of Congo



**Figure 1: AEWA Range Map showing the African sub-regions (as of 1 June 2012)**

This Plan of Action has been developed through a consultative process with CPs and AEWA partners. A first draft was made available in 2011, to which extensive comments were received. This included comments from the AEWA Technical Committee (TC) via the TC workspace and the 10<sup>th</sup> Meeting of the AEWA TC

(in September 2011, in Naivasha, Kenya), comments resulting from a questionnaire targeting African CPs, some non-African CPs and partner organisations (conducted in November 2011), as well as from another round of consultations with some African CPs and partner organisations conducted in early 2012. The draft plan resulting from these consultations was further reviewed by an AEWA African Preparatory Workshop to the 5<sup>th</sup> Session of the Meeting of the Parties to AEWA, which took place on 12-13 May 2012 in La Rochelle, France. The version of the plan finalized by the workshop was adopted by the 5<sup>th</sup> Session of the Meeting of the Parties to AEWA (La Rochelle, 14-18 May 2012).

### **3. Activities and Expected Results of the Plan of Action for Africa**

A synthesis of issues addressed in the Plan of Action is provided for each objective of the AEWA Strategic Plan, along with an overview of the problems and challenges faced for the achievement of each objective.

#### ***Objective 1: To undertake conservation measures so as to improve or maintain the conservation status of waterbird species and their populations***

##### *Challenges faced with maintaining/improving the conservation status of migratory waterbirds in Africa*

Many migratory waterbird populations occurring in Africa are in decline and subject to a range of threats. However, most countries in Africa do not have comprehensive policies or national programmes focused on the conservation and management of waterbirds. Pursuant to the AEWA Action Plan, CPs are expected to “adopt national legislation protecting all Column A species, to identify all sites of international or national importance for populations listed in Table 1 and to publish national inventories of these habitats”. They are further called upon to use Environmental Impact Assessments and Strategic Environmental Assessments (EIA/SEA) to minimise human-induced impacts on migratory waterbird populations and their habitats. The AEWA Review on Hunting and Trade Legislation (MOP4, Madagascar, 2008) revealed that 25% of CPs in Africa lacked strict protection for hunting and trade of Column A species (of Table 1 of AEWA) whilst for a further 19% only partial strict protection was provided. Faced with this background, it is clear that improving the conservation status of migratory waterbirds presents a significant challenge.

Africa is a changing continent; rapid change in land use practices and widespread unsustainable use place wetlands and other habitats under severe pressure. Some important sites for migratory waterbirds have been identified and designated, e.g. as protected areas, Ramsar sites and IBAs. However, such designations do not always equate to good site management, wise use or protection. Legally protected and well-managed sites can offer a vital refuge for migratory waterbirds and are fundamental for their conservation. Whilst there is reasonable knowledge on important habitats/sites for waterbirds and some protected areas have well-established management plans, most countries only manage a few, if any, sites of importance for AEWA species. Given that all the AEWA CPs in Africa, except Ethiopia, are currently Contracting Parties to the Ramsar Convention on Wetlands, collaboration with Ramsar on the identification, designation and management of international sites of importance for migratory waterbirds should be strengthened. However, a more complete review on the identification and proper management of sites of national and international importance for migratory waterbirds is necessary to have a clearer idea of the situation in all African Parties.

In Africa, many people depend on wetlands and their associated natural resources (including waterbirds). Local uses such as fishing, agriculture and harvesting of reeds are often compatible with nature conservation. However, many wetlands are also targeted by larger-scale developments, for instance for irrigation and the planting of cash crops. In all cases, conservation of wetlands and the waterbirds which depend on them, and addressing the activities which increasingly threaten them, must closely involve the local communities concerned. It is vital to engage with and involve local communities in conservation at every stage, and to also identify with them the potential local benefits of waterbirds. Activities such as ecotourism initiatives and alternative income generation projects are practical ways to build a greater value and appreciation of wetlands and their resources.

Wider issues directly impacting many migratory waterbirds also need to be addressed, including trade (both legal under CITES and illegal), poisoning, and the impacts of large infrastructures such as wind turbines and pylons, whilst it is necessary to take the diverse effects of climatic change into account and the capacity of

migratory waterbirds to adapt to change. It is important to carry out EIA/SEA for projects potentially affecting AEWA populations and their habitats. Whilst this does occur (according to MOP4 NRs), effectiveness of EIAs must improve in order to fully reveal the potentially harmful activities of developments and prevent/mitigate their impacts on waterbirds and their habitats.

At the species conservation level, Single Species Action Plans (SSAPs) are the main conservation tool available to AEWA CPs to guide conservation of some species in a coordinated manner along flyways. The AEWA International Review on the Stage of Preparation and Implementation of SSAPs<sup>4</sup> and National Reports to MOP4 revealed that the least progress towards the implementation of existing International SSAPs had been made in Africa. The priority list for development of SSAPs in the AEWA region (Table 9 of the AEWA SSAP review) contains a relatively high number of populations occurring in Africa, compared to other AEWA regions. The development of new SSAPs relevant for AEWA populations in Africa will need to focus on those globally threatened populations listed as priority in the SSAP Review. Much more emphasis needs to be placed on the implementation of existing and new SSAPs in Africa.

### Expected results

On the basis of the preceding analysis, the following results have been identified to be desirably attained in Africa by 2017:

- 1.1.1: All Contracting Parties have launched a process to adopt appropriate national legislation protecting all Column A species, whilst 50% of Contracting Parties have adopted this legislation;
- 1.2.1: All Contracting Parties have identified and recognised key sites that contribute to a comprehensive network of sites for migratory waterbirds;
- 1.2.2: All Contracting Parties have provided protection status or other designations to the sites within the network;
- 1.2.3: All Contracting Parties have put in place site management plans that cater for the needs of waterbird conservation, and implement them for the key network sites;
- 1.3.1: All Contracting Parties have regulations in place which ensure that independent EIA/SEA is carried out for proposed and new developments, fully considering their environmental and socio-economic cumulative impacts, including on waterbirds;
- 1.3.2: The capacity of AEWA-related government officers in all Contracting Parties to participate in EIA/SEA processes is improved;
- 1.3.3: The AEWA Implementation Review Process (IRP) is used for resolving severe/adverse cases of threats to AEWA populations in African Contracting Parties;
- 1.4.1: All globally threatened and asterisk-marked AEWA species/populations occurring in Africa are subject of an SSAP;
- 1.4.2: All SSAPs have in place established and operational international coordination mechanisms (AEWA International Species Working Groups).

### Proposed actions to ensure a favourable conservation status for migratory waterbirds in Africa

The Secretariat will lead a detailed analysis of the current status of national legislation for the protection of Column A species in all African Parties, through NRs to MOP5 and direct inquiries where needed. The identified gaps in national legislation will be communicated to the CPs, alongside specific guidance on proceeding with the development/amendment of national legislation where applicable. This process will take into consideration the dynamic nature of Table 1 of AEWA populations (and thus Column A species).

The preliminary AEWA International Site Network Report (MOP5, 2012) provides information on the current status of the network of sites, protected areas and management coverage for sites of international importance for AEWA species in Africa (based on the Critical Sites Network (CSN) Tool). Additional information will be incorporated for sites of national importance for migratory waterbirds in each African Party. This will be further complemented by sub-regional workshops, in collaboration with Ramsar, with the dual purpose of providing training on the CSN Tool, identifying information gaps and setting priorities for future survey and monitoring. The national implementing agencies in each African Party will be responsible

---

<sup>4</sup>SSAP Review: [http://www.unep-aewa.org/meetings/en/mop/mop4\\_docs/meeting\\_docs\\_pdf/mop4\\_10\\_ssap\\_review.pdf](http://www.unep-aewa.org/meetings/en/mop/mop4_docs/meeting_docs_pdf/mop4_10_ssap_review.pdf)



for updating and/or developing their national network of sites of importance for AEWA species (making use of AEWA guideline No. 3 on the preparation of site inventories for migratory waterbirds). These national inventories will serve as decision-making tools for potential designation of protected areas or other sites (Ramsar Sites, IBAs, World Heritage Sites etc.).

Twinning between key sites in developed and African countries will be encouraged to permit the exchange of knowledge and expertise, further improving site management in the region, and provision of basic tools and materials for conservation action in Africa. Such programmes are usually more successful with low-level support over the long-term than short-term projects.

The status of application of EIA/SEA in AEWA Parties in Africa will be determined from MOP5 NRs and where necessary direct communication with the Parties. Gaps identified will be communicated to each African Party, alongside guidance for developing or amending EIA/SEA regulations and processes, in collaboration with relevant international stakeholders (e.g. the IUCN Environmental Law Centre, the International Association for Impact Assessment - IAIA). Four capacity building sub-regional workshops targeting all AEWA focal points (National Focal Points and Technical Focal Points) in Africa will be conducted in order to improve their effective participation in EIA/SEA processes. Where possible, these workshops will be organised in synergy with other Multilateral Environmental Agreements (MEAs) facing similar EIA/SEA challenges in Africa, and with interested non-governmental organisations (NGOs).

The AEWA Implementation Review Process<sup>5</sup> (IRP) established at MOP4 aims to assist CPs in addressing threats to AEWA species/populations and their habitats, by providing advisory services from the AEWA Secretariat and other relevant partners and experts. The AEWA implementing agencies in each African Party should report such cases to the AEWA Secretariat in order to permit the organisation of IRP missions where necessary. Given the significant overlap in issues covered by the AEWA IRP and the similar process of Ramsar Advisory Missions (RAMs), collaboration should be maintained and strengthened with the Ramsar Secretariat for their joint implementation in Africa.

New SSAPs will be developed for the nine globally threatened African populations in Table 9 of the AEWA SSAP review (see Table 23 of Annex 2). International Species Working Groups (ISWGs) will be established and maintained by concerned Range States for all African SSAPs, which will delegate government representatives and experts, and establish coordination mechanisms. The AEWA national implementing agencies will designate representatives to these ISWGs as soon as they are established.

An assessment will be conducted to determine whether the White-backed Duck (*Thalassornis leuconotus leuconotus* - classified under category 2, in Column A of AEWA Table 1 and marked with an asterisk) is hunted within its Range States. If hunting does take place, an SSAP will be developed to guide the sustainable use of the species and implement the principle of adaptive harvest management, in accordance with paragraph 2.1.2 of the AEWA Action Plan.

## ***Objective 2: To ensure that any use of waterbirds in the Agreement area is sustainable***

### ***Challenges faced with ensuring sustainable use of waterbirds in Africa***

International, national and local trade constitutes a significant threat to a range of waterbirds in Africa, such as the Shoebill (*Balaeniceps rex*) and Black Crowned Crane (*Balearica pavonina*). In the AEWA range, the highest peak for illegal trade was recorded in Africa, with 39% of the African countries concerned (and 22% partly concerned), compared with 19% in Eurasia (and 19% partly concerned) and 15% in Europe (with 15% partly concerned). The socio-economic and cultural importance of waterbird trade in the African region significantly contributes to this figure. Waterbirds are also taken or harvested widely across Africa, though methods vary across the region. Hunting and trapping are popular pastimes in Northern Africa, whilst in the Sahel zone many birds are trapped for local consumption and sale in regional centres. In some countries, poisoned bait is used to harvest waterbirds, whilst localised shooting can also be significant.

---

<sup>5</sup> AEWA IRP: [http://www.unep-aewa.org/meetings/en/mop/mop4\\_docs/final\\_res\\_pdf/res4\\_6\\_establishment\\_irp\\_final.pdf](http://www.unep-aewa.org/meetings/en/mop/mop4_docs/final_res_pdf/res4_6_establishment_irp_final.pdf)

The Agreement recommends international coordination for the collection of harvest data to ensure sustainable use of the AEWA populations along their flyways. The AEWA Review on Hunting and Trade Legislation (2007) indicated that 39% of African CPs had a system for the collection of data on harvest of waterbirds (compared to 90% in Europe and 50% in Asia). Moreover, only 50% of African Parties had legally prohibited the use of poisoned baits. Illegal hunting is common in Africa (96% of countries affected), with widespread poaching of waterbirds. Legal provisions to curb illegal hunting and regulate trade of waterbirds and methods for hunting are lacking in most African CPs, as are the technical capacity and means to implement such provisions. Of African Parties, 63% lack any statutory obligation for hunters to join hunting clubs/associations, making it more difficult to regulate the use of waterbirds. Furthermore, the existence of such clubs does not imply that the CPs have the means to control them.

In many African countries, waterbirds form an important source of protein for local people, and have done for centuries. However, with human populations and affluence on the increase across Africa, there is greater pressure on waterbirds than in the past, and often birds are sold in markets and transported to towns and cities, where the demand can be high. It is important to ensure sustainable use, so that the benefits of waterbirds as a local protein source are available for future generations. Measures to promote sustainable use of waterbird populations and their habitats in Africa clearly need to closely involve local communities and comprise a human livelihood component. Where local use of waterbirds is unsustainable, alternative income generation activities and rearing domestic animals as an alternative source of protein may be promoted. Awareness may also be needed to reduce demand, especially in urban centres.

Lead poisoning in waterbirds due to lead shot remains a major challenge in achieving wise use of waterbirds, although this is less of an issue in sub-Saharan Africa. One means to promote this is to ensure that alternative shot is not more expensive or cheaper than lead shot. The AEWA Action Plan (Paragraph 4.1.4) calls on CPs to “*endeavour to phase out the use of lead shot for hunting in wetlands as soon as possible in accordance with self-imposed and published timetables.*” Resolution 4.1 (MOP4, Madagascar, 2008) further emphasised the need to promote communication and raise awareness within both government authorities and the hunting community about the effects of lead poisoning in waterbirds. However, by 2008, hunting with lead shot in wetlands was still practiced in 79% of African countries. At least 67% of African Parties have yet to introduce measures to phase out the use of lead shot for hunting in wetlands.

#### Expected results

Sustainable use of migratory waterbird populations in Africa should therefore address, as priority, minimising illegal trade, hunting, the use of poison baits and other non-selective methods of waterbird taking, together with improving the livelihoods of concerned communities. Phasing out the use of lead shot for hunting in wetlands, and the international coordination of the collection and compilation of harvest data should be addressed particularly in Northern Africa, where this is a significant issue.

On the basis of the preceding analysis, the following results have been identified to be desirably attained in Africa by 2017 in order to encourage the achievement of objective 2 of the AEWA Strategic Plan in Africa:

- 2.1.1: All African CPs have developed a timeframe for implementing legislation banning the use of lead shot in wetlands;
- 2.2.1: Report on Harvest Regimes in Africa (including proposals for management and monitoring options) which informs the revision and update of the AEWA Conservation Guidelines on sustainable harvest of migratory waterbirds;
- 2.3.1: All CPs have pertinent legislation in place to reduce, and as far as possible, eliminate illegal taking of waterbirds, the use of poisoned baits and other non-selective methods of taking, and illegal trade, which is being fully enforced;
- CT/1.1: Case studies which evaluate the importance of tourism for waterbird conservation are published and disseminated;
- CT/1.2: Revision and update of AEWA Guidelines on the development of ecotourism at wetlands, based on the case studies; and
- CT/2.2: Community-based natural resource management (CBNRM) strategy on wetlands & waterbirds developed, published and disseminated.

### Proposed actions towards the sustainable use of migratory waterbird populations in Africa

The Secretariat, in collaboration with partner organisations and development agencies, will develop and implement pilot projects aimed at linking waterbird conservation with support for alternative livelihood opportunities to local communities that closely depend on AEWA populations and their habitats. At least one such project will be implemented per sub-region in Africa.

A comprehensive evaluation of the current status of systems for collection of data on harvest of waterbirds in Africa will be conducted from the MOP5 NRs as well as further inquiries. Countries lacking such systems will be encouraged and guided to design, adopt and implement coherent systems for the collection of harvest data on waterbirds. This issue will only be addressed in Northern Africa under the current Plan of Action, considering the relevance of hunting in this sub-region and relatively good coordination of the hunting systems. The lessons learnt and results achieved may eventually be applied to other sub-regions of Africa, in line with the identified needs in each sub-region. The guidelines on sustainable hunting and codes of practice developed by BirdLife will be useful points of reference to help CPs reduce unsustainable hunting.

Given that shooting as a method of hunting is more relevant in Northern Africa than in other sub-regions, efforts to phase out the use of lead shot will focus on Northern Africa. The Northern African Parties will be encouraged to establish self-imposed deadlines for phasing out the use of lead shot in wetlands, with guidance from the Secretariat, Technical Committee, international hunting associations and through experiences of other Range States<sup>6</sup>. The CPs and AEWA national implementing agencies concerned will ensure the development and adoption of legislation to ban the use of lead shot for hunting in wetlands, involving key identified stakeholders.

### ***Objective 3: To increase knowledge about species and their populations, flyways and threats to them as a basis for conservation action***

#### Challenges faced with increasing knowledge on waterbird species and their populations in Africa

Basic regular and coordinated monitoring and survey is lacking for many waterbird populations occurring in Africa. The African Waterbird Census (AfWC) has so far provided valuable information which contributes to assessing the status of AEWA populations and their sites in Africa. However, the AfWC network needs to be further developed and improved as there are many wetlands of importance for AEWA species in Africa for which there is little or no information available due to their inaccessibility, vastness and/or inadequate local capacity to survey/monitor them. As most AfWC counts of key wetlands take place in January and in some cases July, additional monitoring may be needed to adequately gauge the status of some species. For instance, monitoring of breeding colonies, seasonal roosts and stop-over sites at other seasons would add important information to complement the AfWC data.

Given the significant threats facing many wetlands in Africa, monitoring key sites should be widely encouraged, especially through IBA monitoring, which provides information on threats and actions being undertaken. Mechanisms further need to be in place to ensure that the results and documentation of all monitoring is presented to appropriate governmental bodies and used, for example to influence land use planning and policy. The lack of tools and equipment for field surveys and monitoring also needs to be addressed in the region.

There is limited knowledge about many intra-African migrants and their flyways, as well as the movements of some Palearctic migrants within Africa. This is partly linked to the inadequate capacity for research and monitoring within the region which results in dependence on external expertise for waterbird research, survey and monitoring. Ringing of waterbirds and related research are effective tools for studying the biology, ecology, behaviour, movement, breeding productivity and population demography of birds<sup>7</sup> (as described by the European Union for Bird Ringing - EURING). In the case of migratory birds, this can contribute to identifying their migratory routes and staging areas. Bird ringing is still at an embryonic stage in Africa and the African Bird Ringing Scheme (AFRING) established with support from AEWA needs to

---

<sup>6</sup> AEWA publication on lead shot: [http://www.unep-aewa.org/publications/popular\\_series/lead-shot-en.pdf](http://www.unep-aewa.org/publications/popular_series/lead-shot-en.pdf)

<sup>7</sup> EURING description of bird ringing: [http://www.euring.org/about\\_euring/brochure2007/02what\\_is\\_ringing.htm](http://www.euring.org/about_euring/brochure2007/02what_is_ringing.htm)

be strengthened and sustained. The use of more modern technologies also needs to be encouraged, such as colour marking, satellite telemetry, stable isotope techniques and geologgers. The national capacity for developing and maintaining national wetland and waterbird monitoring schemes needs to be improved and sustained throughout the region.

### Expected results

An improvement of conservation-relevant knowledge of migratory waterbirds requires effective international coordinated processes for gathering monitoring data and making these data available for appropriate analyses. The establishment and maintenance of national monitoring schemes aimed at assessing the conservation status of waterbirds is also needed, with the establishment of research programmes relevant for AEWA, and sharing information on best practices for waterbird conservation in the region. In order to be effective, monitoring of key sites needs to be a long-term activity with sustainable financing in place, whilst provisions are also needed for exploration in less well-known areas (e.g. gap-filling surveys). In order to improve the relevance of the Strategic Plan for Africa, a complementary target (CT1) has been identified to contribute towards improving the quality and quantity of data on waterbird movements in Africa.

On the basis of the preceding analysis, the following results have been identified to be desirably attained in Africa by 2017 in order to ensure the achievement of objective 3 of the Strategic Plan in Africa:

- 3.1.1: Increased quantity and quality of waterbird population data from Africa is available;
- 3.1.2: Improved data on state, pressures and responses of key sites in Africa through IBA monitoring;
- 3.2.1: Half of the Contracting Parties have year-round (as appropriate) monitoring systems in place that are well integrated into national structures and work plans;
- 3.3.1: New AEWA-linked research programmes are established in Africa that significantly improve knowledge of migratory waterbird populations;
- 3.3.2: Raised scientific capacity in Africa through scholarships/exchange programmes on AEWA issues involving European and African research and education institutions;
- 3.4.1: At least one AEWA-relevant best practice per CP is published in appropriate national or sub-regional journals and in online journals;
- CT/3.1: Pan-African and national capacities for waterbird ringing are strengthened in the framework of AFRING; and
- CT/3.2: Wider use of and increased capacity in Africa of modern technologies for monitoring waterbird movements, including colour marking.

### Proposed actions to improve knowledge on migratory waterbird populations and their habitats in Africa

The different international organisations and MEAs directly or indirectly involved with the International Waterbird Census (IWC) are currently developing a strategy to ensure the continuity and sustainability of this programme. In the framework of the IWC, AEWA will support the AfWC with regular annual funding aimed at ensuring the coordination and operation of the AfWC and the provision of basic field materials/equipment to participants in the AfWC network. Governments and civil society involved in IBA monitoring will be encouraged to avail information on trends on the threats facing sites important for AEWA species and the management efforts being undertaken.

African CPs will be guided on addressing priorities for future monitoring and survey in their countries, based on a review of national monitoring schemes (identifying where absent, gaps in ongoing schemes, capacity etc.). The recently updated training module developed by Office National de la Chasse et de la Faune Sauvage (ONCFS) for the survey of waterbird populations in sub-Saharan Africa will be promoted and adapted where relevant, as a reference module in the framework of AEWA, noting also the availability of other relevant training resources. Twinning will also be encouraged between AEWA Parties through mutually beneficial partnerships between sites, facilitated by the concerned national implementing agencies. This will enable exchange of expertise and knowledge for subsequent establishment of national monitoring schemes in the corresponding African countries. Twinning may also result in the provision of technical resources for survey and monitoring, if such resources are lacking.

Research priorities for migratory waterbird conservation in Africa will be identified, in collaboration with research institutes and national implementing agencies. Funding will be sought to set up at least three AEWA-related research programmes in Africa, based on identified needs. A project concept will be developed for introducing an AEWA-branded scholarship/exchange programme to be run by both African and European universities and targeting African scholars/researchers. This will be done in close collaboration with the AEWA TC. Interested universities in African and Europe will be identified, in which the scholarship/exchange programme will be established and implemented. This approach will contribute significantly to develop and secure waterbird-related expertise in Africa.

Each AEWA Party in Africa will be encouraged to publish at least one article on best practice on migratory waterbird conservation in their country. The value of traditional knowledge, indigenous practices and local innovations which have contributed to migratory waterbird conservation will be emphasised.

The AFRING steering committee will meet to develop and establish an operational and institutional strategy for the Pan-African Bird Ringing Scheme. The AFRING strategy will involve existing ringing schemes (East African Ringing scheme in Nairobi, Ghana Ringing Scheme, Centre d'Étude des Migrations d'Oiseaux – Institut Scientifique de Rabat). Seed funding will be secured to support its initial implementation, and two ringing courses will be organised for francophone African countries. In recent years, new technology has contributed significantly to an improved knowledge of migratory waterbirds, especially satellite telemetry, radio tracking and the use of stable isotopes. These methods are likely to become more affordable and more advanced in years to come, and their use needs to be encouraged.

***Objective 4: To improve Communication, Education and Public Awareness (CEPA) about migratory waterbird species, their flyways, their role in alleviating poverty, threats to them and the need for measures to conserve them and their habitats***

*Challenges faced with improving CEPA on migratory waterbird conservation and AEWA issues in Africa*

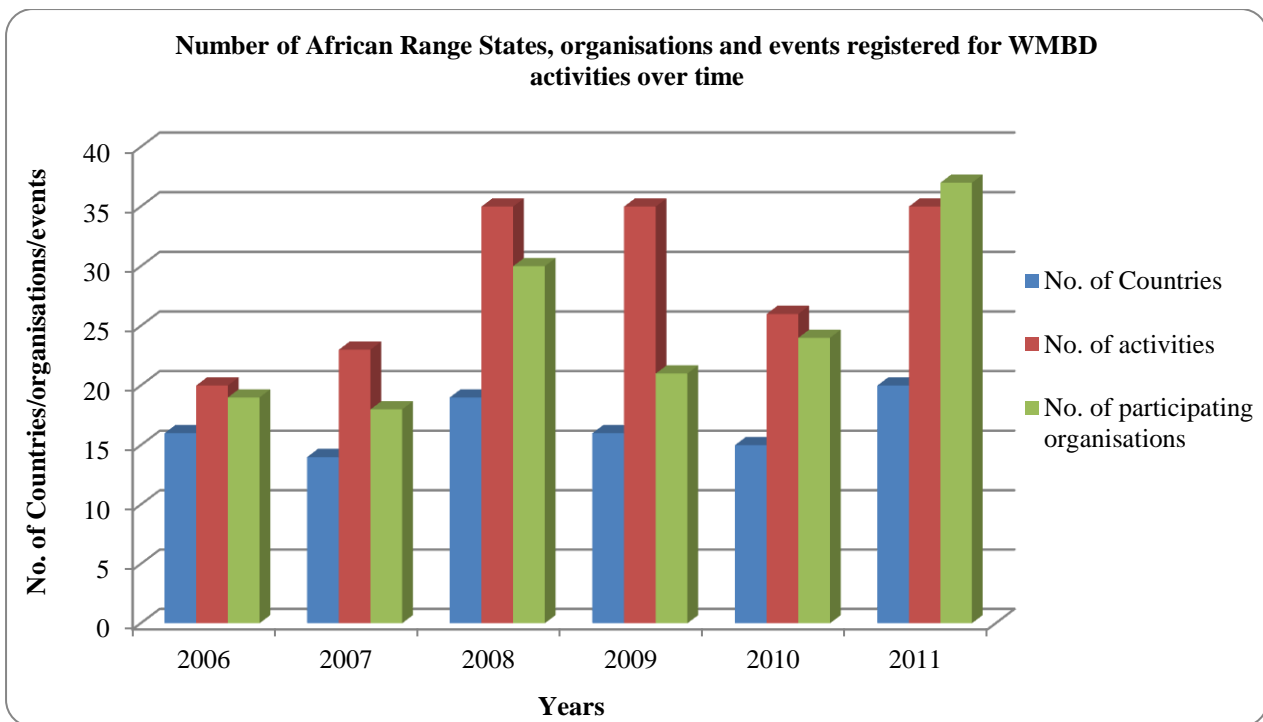
CPs are expected to develop and maintain awareness-raising programmes for migratory waterbird conservation and the Agreement in general (Paragraph 2.j of Article III of the Agreement Text). Effective communication conveys key messages which take into consideration the relevance of migratory waterbirds in the region. The Strategic Plan (2009-2017) puts emphasis on implementing the Communication Strategy (adopted by MOP3, Senegal, 2005) and the Plan of Action for Africa, which should help strengthen the implementation of the Communication Strategy in Africa.

The role, value and perception of migratory waterbirds in Africa, particularly in relation to human livelihoods, should shape the key messages developed for the African region with regard to CEPA on migratory waterbird conservation and AEWA issues. Methods used for CEPA in Africa also need to conform to the communication systems and tools available in the region. In addition to having limited human resources and capacity to implement the Agreement, national implementing agencies are also confronted with shortage of information material for AEWA-related CEPA activities.

The World Migratory Bird Day (WMBD) campaign is an AEWA-CMS initiative that, since its launch in 2006, has mainly been coordinated by the UNEP/AEWA Secretariat. The WMBD annually diffuses a specific message linked to migratory bird conservation, reaching a wide target group in Africa, where the number of participating organisations and officially registered WMBD events has gradually increased over the years (see Figure 2). With the advantage of reaching out to both CPs and Non-CPs, the WMBD campaign needs to be maintained as an effective AEWA-CMS CEPA tool.

Improving communication on migratory waterbirds and AEWA issues in Africa needs to focus on increasing awareness and understanding at all levels in each CP. The Agreement's CEPA activities in Africa should desirably attain the following results:

- 4.3.1: At least 25% of African Contracting Parties have developed and are implementing programmes for raising awareness and understanding on waterbird conservation and AEWA; and
- 4.3.2: The World Migratory Bird Day (WMBD) campaign is celebrated in each Contracting Party.



**Figure 2: African states/ organisations/ events registered for the WMBD campaign over time**

*Proposed actions towards improved AEWA-related CEPA activities in Africa:*

The AEWA National Focal Points and Technical Focal Points should be competent on addressing the technical aspects of migratory waterbird conservation issues at the national level. To complement this, the use of national correspondents responsible for CEPA (CEPA Focal Points) will be adopted for the African region in order to improve the CEPA capacity of national implementing agencies. AEWA CEPA Focal Points will be officially designated by the respective governments and will preferably be agencies/organisations with some CEPA expertise. This will engage partnerships with Ramsar, IUCN and civil society organisations, many of which have wide CEPA experience, to assist African CPs to develop and implement sound CEPA strategies, which need to be based on quality information.

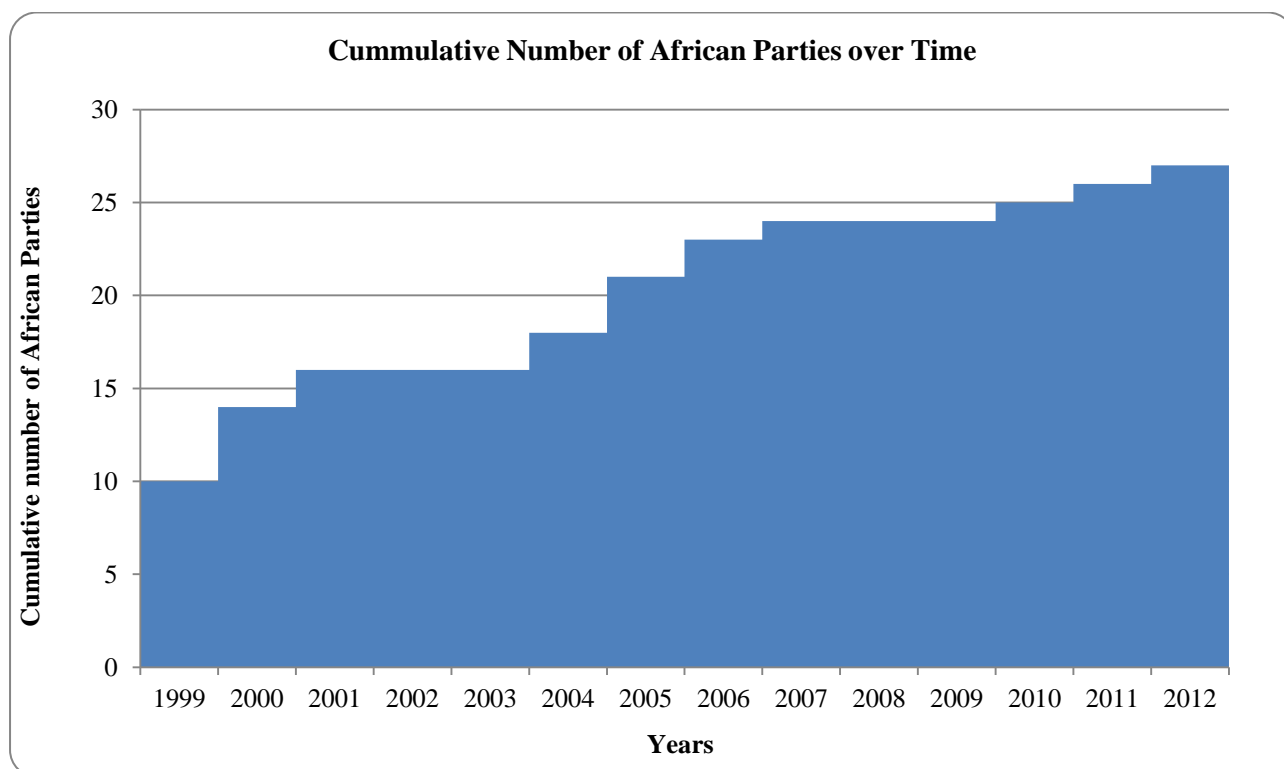
A communication kit will be developed to equip the CEPA Focal Points with ready-to-use material for their new task. The CEPA kit will be available in English and French and, resources permitting, in Arabic and Portuguese. African Parties will be encouraged to make the kit available in other local languages, where relevant. The AEWA CEPA kit will be accompanied with three training courses convened for the AEWA CEPA Focal Points, to prepare them for their new role and assist them with developing a national CEPA strategy (in collaboration with the AEWA National and Technical Focal Points).

All African CPs will be encouraged to participate in the WMBD campaign by providing them with seed funding to organise some activities at the national level. In addition, the Secretariat (in collaboration with the AEWA National Focal Points and CEPA Focal Points), will organise and participate in one major WMBD event per year, in a different sub-region each year. The implementation of the Plan of Action for Africa should help strengthen and customise the implementation of AEWA-related CEPA activities in Africa and lead to greater coordination and participation of African countries in the annual World Migratory Bird Day campaign. African CPs are also encouraged to identify wetland visitor centres, which could join the Migratory Birds and People visitor centre network coordinated by Wetland Link International (WLI).

**Objective 5: To improve the capacity of the Range States for international cooperation and capacity towards the conservation of waterbird species and their flyways**

Challenges with improving international cooperation for migratory waterbird conservation in Africa

Of the current AEWA member states, 41% (27 out of 65 Party States) are from Africa (as of 1 June 2012). The rate of recruitment of new African Parties to AEWA has significantly dropped over the years, even though about half the African states are yet to join AEWA (see Figure 3). Non-Contracting Parties to AEWA have no legal obligation towards the conservation of migratory waterbirds and this translates to a gap in the effective implementation of the Agreement in the region. Major gaps in membership are noted in the Southern and Central African sub-regions (see Figure 1 in section 2<sup>8</sup>). The key steps of the accession process differ in each country, requiring from a few months to many years to accomplish and thereby needing individual follow-up. The African Union and regional economic communities offer some of the main forums for promoting the implementation of global and regional legal international treaties. Membership of the African Union to AEWA needs to be further encouraged in order to promote the engagement of all African countries in migratory waterbird conservation. The accession of new Parties in Africa needs to be pursued in collaboration with the relevant regional economic communities.



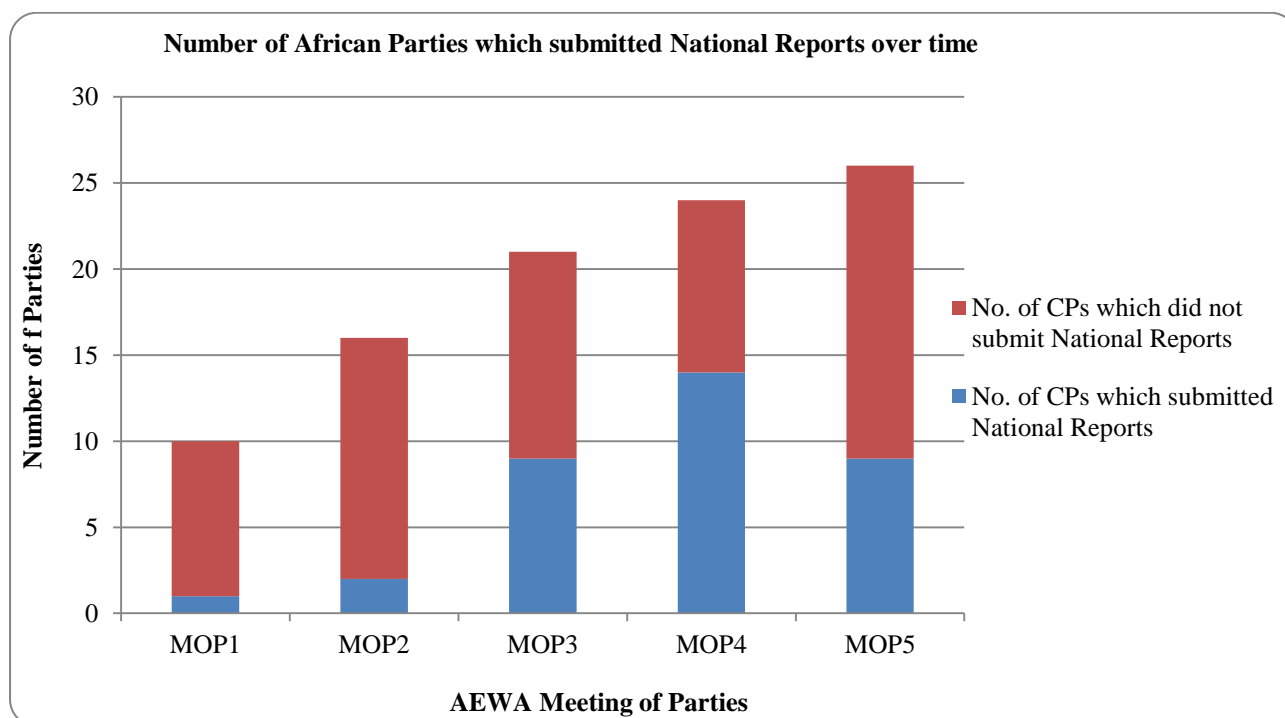
**Figure 3: Rate of recruitment of new AEWA Contracting Parties in Africa**

The AEWA Small Grants Fund (SGF) programme, established by MOP1 in 1999, became operational in 2010, thanks to the allocation of 20,000 Euros/year in the 2009-2012 AEWA core budget for SGF projects in Africa and a voluntary contribution from the government of France. The AEWA SGF depends largely on voluntary contributions and this may compromise its sustainability. This programme offers a practical tool for boosting the implementation of AEWA in Africa and needs to be continued on an annual basis, at least in the African region. The SGF is complemented by the CMS Small Grants Programme (SGP), which has been supporting grass-roots projects targeting migratory species since 1994. The 2012 calls for proposals for the SGF and SGP were both launched in March 2012 to jointly raise awareness and attract applicants, as well as donors since both programmes are dependent on voluntary contributions.

<sup>8</sup> Note that Gabon and Mauritania are considered in this figure, given that they have recently submitted their instruments of accession for transmission to the AEWA Depository

The proportion of African Parties submitting NRs to the MOP has increased over time with every session of the MOP (see figure 4), with 58% of African CPs submitting NRs at MOP4. However, in order to ensure a complete evaluation of the progress made in implementing the Agreement in Africa, all African CPs should ideally submit their NRs. Additional support is needed to improve the capacity of national implementing agencies in Africa to use the new online system for AEWA NRs, in order to ensure their effective and timely submission to each session of the MOP.

After the recruitment of new AEWA Parties, only limited support is offered to encourage national implementation and compliance with the implementation of the Agreement at the national level. There is also limited information and guidance currently provided to the national implementing agencies on their roles and responsibilities and the resources available to accomplish these. Their participation in AEWA-related processes is therefore restricted.



**Figure 4: Submission of National Reports to the AEWA MOP by African Contracting Parties**

The Flyway Training Kit<sup>9</sup> (FTK), developed under the UNEP/GEF Wings Over Wetlands (WOW) African-Eurasian Flyway Project, provides different modules aimed at improving the implementation of AEWA by different target groups at the national level. The kit strongly advocates the flyway approach to conservation, whereby migratory birds should be conserved at all stages of their life cycle. This kit needs to be used in the African region in particular. The FTK also serves as a pedagogic tool for migratory waterbird conservation and needs to be adopted by the African CPs for use in wildlife-related educational institutions; the Kenya Wildlife Service Training Institute (KWSTI) has already adopted the FTK as a training material in its curriculum. However, the FTK has not yet been used systematically in the framework of AEWA, due to limited resources. The use of complementary training tools should also be encouraged, such as the ONCFS *Training Course for Waterbird Identification and Counting – A Toolkit for Trainers* and the FAO *Wild Birds and Influenza Manual*. These and the FTK are available in French, English and Arabic.

Capacity-building is also required at the local level, especially at and around key sites, including the introduction of field skills within local communities, which boosts local engagement in site monitoring and other activities, and fosters local interest and ownership. AEWA should forge close partnerships with other agencies for implementation of capacity-building initiatives, especially international and national NGOs.

<sup>9</sup> WOW FTK:

<http://wow.wetlands.org/CAPACITYBUILDING/TRAININGAWARENESSRAISING/WOWTrainingResources/tabid/1688/language/en-US/Default.aspx>



### Expected results

On the basis of the previous analysis, the Plan of Action for Africa focuses on increasing the membership to AEWA, maintaining and sustaining the AEWA SGF, increasing the rate of submission of NRs, improving the capacity of national staff to implement AEWA and establishing national coordination mechanisms for implementing the Agreement. Complementary targets (CT2 and CT3) currently not covered in the AEWA Strategic Plan would also be addressed, and include improving the general capacity for the flyway approach to migratory waterbird conservation and strengthening the involvement of African Parties in AEWA processes.

Improved international cooperation for migratory waterbird conservation in Africa is foreseen to yield the following results:

- 5.1.1: By 2017, the number of Contracting Parties in Africa has reached 45, including the African Union;
- 5.4.1: At least 50,000 Euros per year is disbursed to African countries for the implementation of AEWA;
- 5.5.1: All African Contracting Parties regularly submit complete National Reports;
- 5.6.1: All AEWA National Focal Points and Technical Focal Points have received training on AEWA implementation;
- 5.7.1: In at least 50% of African Contracting Parties, AEWA national coordination mechanisms have been established and are operational on a regular basis;
- CT/4.1: At least two trainers in each African Range State have been trained on delivering training through the Flyway Training Kit (FTK);
- CT/4.2: At least one national workshop using the FTK and one field training course has taken place in each Contracting Party;
- CT/4.3: The FTK has been incorporated into the curricula of at least five wildlife training institutions in Africa;
- CT/4.4: FTK training is available through a distant learning course (e-learning) based in an academic institution;
- CT/5.1: An African preparatory meeting for the AEWA MOP has taken place each triennium; and
- CT/5.2: National Focal Points in each Contracting Party have received training on negotiations for Multilateral Environmental Agreements (MEAs).

### Proposed actions for achieving international cooperation for migratory waterbird conservation in Africa

The Southern African Non-Contracting Parties recommended approaching their accession to international treaties through the Southern African Development Community (SADC). A sub-regional workshop on promoting accession to AEWA will be organized for the Non-Party SADC states, in collaboration with the SADC Secretariat and other relevant partners concerned with waterbird conservation in the sub-region. A similar workshop will be organized for the Central African Non-Contracting Parties, in collaboration with the Economic and Monetary Community for Central Africa (CEMAC). National AEWA accession workshops will be organized where relevant in Western and Eastern Africa. In collaboration with the BirdLife Partner in Portugal (Sociedade Portuguesa para o Estudo das Aves-SPEA), an accession workshop will be organised for Portuguese speaking countries in Africa<sup>10</sup>.

A high-level meeting, bringing together relevant bodies of the African Union, sub-regional economic committees in Africa and other relevant partners in the region and aimed at promoting the accession of the African Union to AEWA will be convened. The government of Ethiopia (as the host of the African Union Headquarters) and the Government of South Africa (as host of the Pan-African Parliament) will be directly involved in this process.

The AEWA MOP should continue to allocate at least 20,000 Euros per year in the AEWA core budget for the AEWA SGF programme in Africa. In addition, AEWA CPs will need to provide voluntary contributions of at least 30,000 Euros per year towards the AEWA SGF in Africa, to ensure that this programme is effectively implemented in Africa every year.

Two training sessions will be organised for the designated National Respondents and AEWA National Focal Points concerned with completing the online National Report. This will improve their capacity to deal with the new online national reporting system as well as the national reporting process in general.

---

<sup>10</sup> Portuguese speaking African countries: Angola, Cape Verde, Guinea-Bissau, Mozambique, Sao Tome and Principe

A review of existing national coordination mechanisms for the implementation of AEWA in Africa will be conducted using information from the MOP5 National Reports and direct contact with AEWA NFPs where needed. Where such coordination mechanisms are absent, the AEWA implementing agency will be encouraged to establish one (preferably using the approach of an AEWA committee). New and existing national coordination mechanisms will (as far as possible) be linked to or incorporated within existing MEA coordination mechanisms in the countries. Seed funding will be provided to CPs to support the establishment of national coordination mechanisms where relevant.

At least one Training of Trainers (ToT) course on the flyway approach to the conservation of migratory waterbirds and wetlands will be convened in each sub-region of Africa. Initial funds have been secured by AEWA and CMS for two ToT courses for participants from Eastern and Southern Africa and for Portuguese-speaking African countries, scheduled to take place in mid-2013 (in Kenya and Mozambique), whilst ToTs will also take place in Western Africa under the Wadden Sea Flyway Initiative and the BirdLife/MAVA Conservation of Migratory Birds project. With seed funding secured by the Secretariat and other partners, national implementing agencies will be encouraged to conduct national training courses as a follow-up to the sub-regional ToTs. Activities linked to the use of the FTK are expected to be undertaken in the framework of the Post-WOW Partnership.

The UNEP/AEWA Secretariat, in collaboration with AEWA national implementing agencies in Africa and the Post-WOW Flyway Partnership will promote the use of the FTK in academic institutions. An academic institution interested in hosting a distant learning course on the flyway approach to the conservation and wise use of waterbirds and wetlands (e-learning FTK course) will be identified and the distant learning course (accessible to all African Range States) would be set up and implemented. This should contribute to improving knowledge on, and expertise on waterbird conservation on the continent.

In order to address capacity building needs, the UNEP/CMS and UNEP/AEWA Secretariats have established a team to facilitate the development and implementation of joint capacity building activities to promote more efficient and effective implementation of the activities and to strengthen synergies and cooperation between them. The activities aim to build capacity within national institutions responsible for migratory species conservation management, especially in Africa.

As a part of their joint capacity building plan, CMS and AEWA will facilitate the development of a handbook on the roles and responsibilities of National Focal Points of AEWA, CMS and other CMS instruments and an accompanying e-learning tool, through a bottom-up approach (by providing countries with the opportunity to address their actual needs). This will be accompanied by complementary workshops that combine training and skills development, and which will also provide guidance on the new online system for national reporting to both CMS and AEWA. These aim to provide guidance to national focal points on implementation of CMS and AEWA.

An African regional meeting, bringing together AEWA National Focal Points from all African CPs and some national correspondents from non-Contracting Parties in the region will be organised each triennium. This will create a forum for discussing and sharing information on key issues pertinent for the conservation of migratory waterbirds in Africa and enable the African Parties to establish a common position on key issues targeted at the MOP. Such a meeting will also serve for training the NFPs on negotiation skills for MEAs, thereby improving their participation in AEWA and other MEA-related processes.

#### **4. Budget estimate**

The estimated budget required to achieve each action (see Table 21 of Annex 1 and Section 6) reflects the funds which should be allocated at the level of the Agreement (AEWA core budget and/or voluntary contributions). They do not take into account resources which need to be allocated by the AEWA national implementing agencies or other stakeholders nationally.

Table 21 of Annex 1 provides an overview of the budget estimates for implementing the actions proposed in the Plan of Action, on the basis of the objectives of the AEWA Strategic Plan 2009-2017 and the proposed actions, over the two triennia concerned (2012/3-2015 and 2016-2017). Funds will also need to be secured to

implement the three research programmes proposed in Africa (see result 3.3.1) and any relevant Implementation Review Process (see result 1.3.3). These funds will depend on the research priorities determined and the specific project proposals established as well as the number of IRP cases, and are therefore not included in the budget estimate of this Plan of Action.

A provisional total of 9,570,945 Euros will be required to fully implement the Plan of Action during 2013-2017. About 53% of this amount (5,038,677 Euros) is proposed to be secured between 2012 and 2015, while the remaining 47% (4,532,268 Euros) will be sought between 2016 and 2017.

Each expected result and the related activities from the Plan of Action are prioritised based on the urgency for implementation and thus urgency for allocation of available funds. The resulting priority for implementation is indicated in Table 22. Available funds should be directed to achieving results as indicated by relative priorities. Figure 5 illustrates the budget distribution per implementation priority for each triennium and for the entire duration of this Plan of Action.

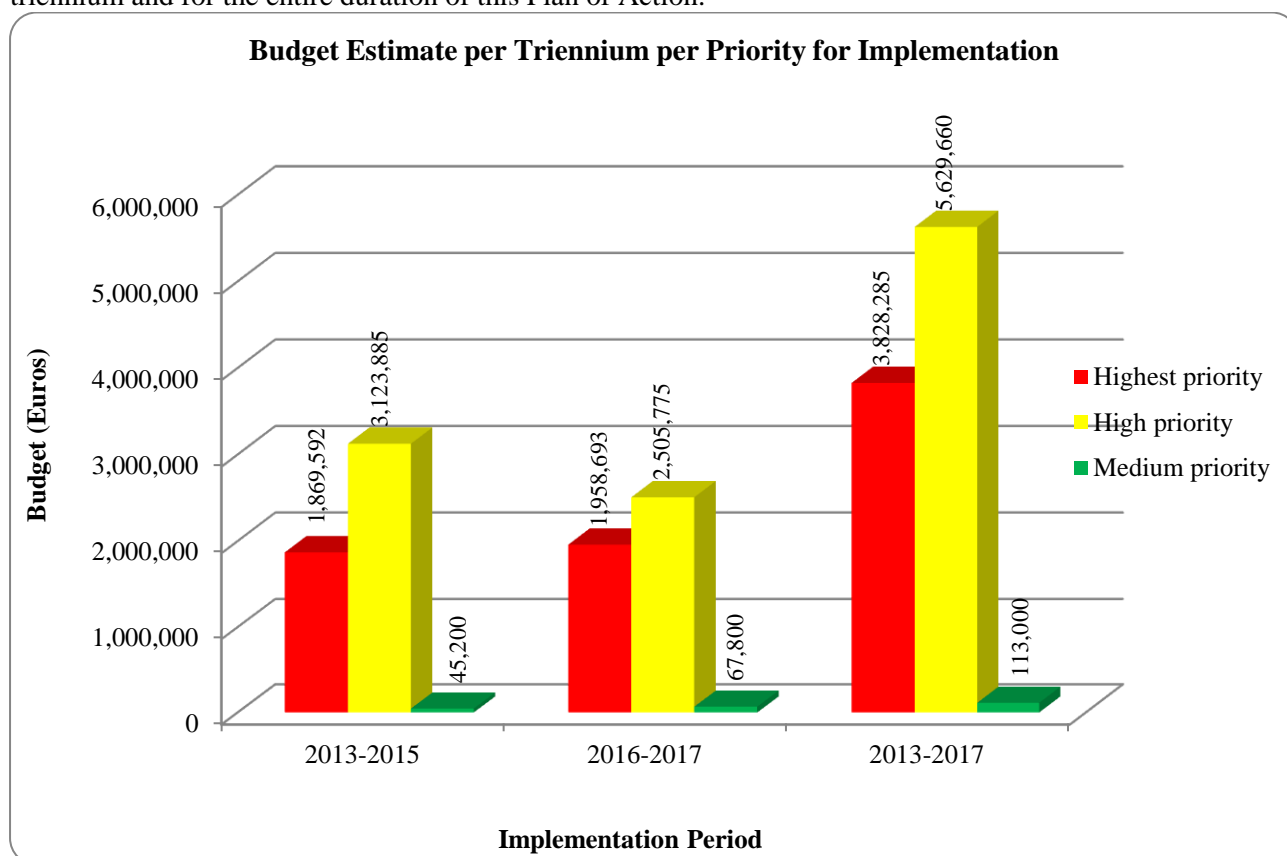


Figure 5: Budget required for implementing the highest, high and medium priority actions for each triennium

## 5. Implementation of the Plan of Action for Africa

The Plan of Action is intended to be implemented by the African Range States, with the support of the other Ranges States, the UNEP/AEWA Secretariat, partner organisations and the private sector. The national implementing agencies, guided by the AEWA National Focal Point, will outline a national work plan per triennium, for national implementation of the Plan of Action. They will equally work towards the allocation of financial and other resources towards the implementation of the Plan of Action at the national level.

The strategies for conducting each proposed action/activity of the Plan of Action will be defined at the time of their implementation and may vary by country/sub-region/available funds. However, for all proposed actions, emphasis will be placed on strengthening collaboration with existing and planned programmes/projects/activities/resources of partner organisations working on migratory waterbird

conservation in Africa. The Post-WOW Flyway Partnership Agreement<sup>11</sup> will be closely involved. The African Range States and the Secretariat will be expected to initiate and maintain collaboration with the Regional Economic Communities<sup>12</sup> in Africa, in order to secure legal backing for the implementation of the Plan of Action. The UNEP/AEWA Secretariat will also be responsible for initiating collaboration with the other AEWA Range States, partner organisations and the private sector, for actions requiring such collaboration.

The Secretariat will play a central role in guiding the implementation of the Plan of Action, through the existing coordination mechanism for the African Initiative. This mechanism will be strengthened by sub-regional Focal Point Coordinators to be identified among the AEWA National Focal Points in each sub-region, who will guide implementation at the sub-regional level and will receive technical support from a support mechanism offered by the Government of France.

Given that the Strategic Plan is the framework for the Plan of Action, the AEWA online NR template could be adapted to serve the dual purpose of reporting on national implementation of AEWA to the MOP as well as implementation of the Plan of Action for Africa during the MOP. In the Secretariat report to the MOP, a specific report on the implementation of the tasks led by the Secretariat will be provided. The Secretariat will also liaise with the various partner organisations leading different tasks, for feedback, and in turn relay this information to the MOP.

---

<sup>11</sup> Post-WOW Partnership:

<http://wow.wetlands.org/ABOUTWOW/LATESTNEWS/tabid/125/articleType/ArticleView/articleId/2281/Default.aspx>

<sup>12</sup> Regional Economic Communities in Africa: Community of Sahel-Saharan States (CEN-SAD), Common Market for Eastern and Southern Africa, East African Community (EAC), Economic Community of Central African States (ECCAS/CEEAC), Economic Community of West African States (ECOWAS), Southern African Development Community (SADC)

## 6. Activities and expected results for achieving an improved conservation status for migratory waterbirds in Africa

### 6.1 Actions for achieving Objective 1 of the AEWA Strategic Plan: To undertake conservation measures so as to improve or maintain the conservation status of waterbird species and their populations

**Table 1: Results and actions for implementing target 1.1 of objective 1**

Target 1.1: Full legal protection is provided to all Column A species						
Result	Action	Geographic scope	Time frame	Budget (€)	Lead	Comments
1.1.1: All CPs have launched a process to adopt appropriate national legislation protecting all Column A species, whilst 50% of CPs have adopted this legislation <sup>13</sup>	a. Produce Column A species lists per country	All	End 2012	0	Secretariat	
	b. Analyse country lists against national legislation to identify gaps; CPs decide on appropriate action/measures to take for species occurring in their country, using the outcome of the analysis	All	Mid 2013	0	CPs	This action might be linked to capacity building (Objective 5)
	c. Develop and adopt/amend relevant legislation	All	2017	0	AEWA national implementation agencies in each CP	

<sup>13</sup> The list of Column A species is provided in Table 1 of the Agreement Text, available at [http://www.unep-aewa.org/documents/agreement\\_text/agree\\_main.htm](http://www.unep-aewa.org/documents/agreement_text/agree_main.htm). Appropriate national legislation will vary between countries, and will sometimes already exist; for such cases CPs may not require new legislation as such, but will need to ensure that AEWA Column A species are adequately covered within existing legislation affecting all wildlife.

**Table 2: Results and actions for implementing target 1.2 of objective 1**

<b>Target 1.2: A comprehensive and coherent flyway network of protected and managed sites, and other adequately managed sites, of international and national importance for waterbirds is established and maintained, while taking into account the existing networks and climate change</b>						
Result	Action	Geographic scope	Time frame	Budget (€)	Lead	Comments
1.2.1: All CPs have identified and recognised key sites that contribute to a comprehensive network of sites for migratory waterbirds	a. Identify, using the Critical Site Network (CSN) tool and other sources, the key network sites in each CP and their current protection designation status	All	2012-2015	50,000	Outsourced in consultation with the CPs	International Site Review (ISR) 2012 will provide information on the internationally important sites
	b. Organise one workshop per sub-region to provide training on CSN Tool use to all National Focal Points and experts in each CP and to plan national gap filling work	All CPs	2016-2017	35,000 per workshop	Post-WOW Partnership	
	c. Fill the gaps in the site network inventory in each CP, including transboundary sites (survey and monitoring work)	All	2016-2017 (and beyond)	Min. 50,000 a year	Post-WOW partnership	Regular provision of funds annually to the waterbird monitoring programme in Africa
1.2.2: All CPs have provided protection status or other designation to the sites within the network	a. Identify, using the CSN tool and other sources, the key network sites in each CP and their current protection status 'on the ground'	All	2012-2015	50,000 (provided for in 1.2.1) <sup>14</sup>	Outsourced in consultation with the CPs	ISR 2012 will provide information on the internationally important sites
	b. Fill gaps in the protection status of sites in each CP, including transboundary sites (designate sites as protected)	All	2012-2017 and beyond	CP resources	Agencies in charge of AEWA implementation in each CP	
	c. Provide protection status to at least 20% of additional sites within the network in each CP from 2012	All	2012-2015	CP resources	Agencies in charge of AEWA implementation in each CP	

<sup>14</sup> Already provided under action 1 in result 1.2.1 above

<b>Target 1.2: A comprehensive and coherent flyway network of protected and managed sites, and other adequately managed sites, of international and national importance for waterbirds is established and maintained, while taking into account the existing networks and climate change</b>						
Result	Action	Geographic scope	Time frame	Budget (€)	Lead	Comments
1.2.3: All CPs have put in place site management plans that cater for the needs of waterbird conservation, and implement them for the key network sites	a. Identify, using the CSN tool and other sources, the current state of management coverage of the network in each CP, and determine the effectiveness of implementation of existing management plans and needs for improved management	All	2012-2015	50,000 (provided for in 1.2.1) <sup>15</sup>	Outsourced in consultation with the CPs	ISR 2012 will provide information on the internationally important sites
	b. Establish and implement at least five north-south site twinning along flyways	All	2012-2017	CP resources	CPs (incl. non-African CPs)	The Secretariat to facilitate and create link for the twinning process
	c. Fill gaps in management coverage of the network of sites (prepare, update, revise and implement management plans)	All	2012-2017 and beyond	CP resources	Agencies in charge of AEWa implementation in each CP	
	d. Develop management plans for at least 5% of the additional network sites for each CP from 2012	All	2013-2017	CP resources	Agencies in charge of AEWa implementation in each CP	

**Table 3: Results and actions for implementing target 1.3 of objective 1**

<b>Target 1.3: Environmental Impact Assessment &amp; Strategic Environmental Assessments are used to reduce the impact of new developments on waterbird species and populations</b>						
Result	Action	Geographic scope	Time frame	Budget (€)	Lead	Comments
1.3.1: All CPs have regulations in place which ensure that independent EIA/SEA is carried out for proposed and new developments,	a. Analyse national legislation in each CP to identify EIA/SEA gaps in relation to waterbirds	All	2012-2014	0	Secretariat	
	b. Facilitate the development and/or amendment of EIA/SEA regulations as identified by the gap analysis	All identified CPs	2012-2017	CP resources	Agencies in charge of AEWa implementation in each CP	Possible assistance from international stakeholders such as the IUCN Law Centre, IAIA, etc.

<sup>15</sup> Already provided under action 1 in result 1.2.1 above

**Target 1.3: Environmental Impact Assessment & Strategic Environmental Assessments are used to reduce the impact of new developments on waterbird species and populations**

Result	Action	Geographic scope	Time frame	Budget (€)	Lead	Comments
fully considering their environmental and socio-economic cumulative impacts, including on waterbirds	c. All infrastructure developments such as wind farms and power transmission lines are subject to EIA considering their high potential impact on migratory waterbirds	All concerned CPs	2012-2017	CP resources	Agencies in charge of AEWA implementation in each CP	AEWA focal agencies should ensure EIA is conducted, but are not expected to carry out the EIA. In future, this action may also include EIA/SEA of agro-chemical developments
1.3.2: The capacity of AEWA-related government officers in all CPs to participate in EIA/SEA processes is improved	a. Organise at least four workshops for representatives of governments of all CPs; efforts should also be made to enhance capacity of NGOs, which often need to alert governments to ensure that reports are comprehensive enough and mitigation provisions are sensible	All	2012-2017	60,000 per workshop	Secretariat	Identify options for synergies with other MEAs on this training; Identify expert organisations to deliver the training
1.3.3: The AEWA Implementation Review Process (IRP) is used for resolving severe/adverse cases of threats to AEWA populations in African CPs	a. The Secretariat is informed in a timely manner of all major cases having adverse effects or potential adverse effects on AEWA waterbird populations or their habitats as a result of human activities	All	2012-2017	0	Agencies in charge of AEWA implementation in each CP / other partner organisations	Information is only passed on when relevant from AEWA focal agencies or other partner organisations
	b. Funds are secured and the AEWA IRP is implemented where relevant	All	2012-2017	As needed for each case	Secretariat in close collaboration with the AEWA StC and TC	Where relevant, the IRP will be implemented in close collaboration with other MEAs and partner organisations (e.g. the Ramsar Secretariat, BirdLife International, Wetlands International)



**Table 4: Results and actions for implementing target 1.4 of objective 1**

<b>Target 1.4: Single Species Action Plans (SSAPs) are developed and implemented for most threatened species listed in category 1 and categories 2 and 3 marked with an asterisk on column A of Table 1</b>						
Result	Action	Geographic scope	Time frame	Budget (€)	Lead	Comments
1.4.1: All globally threatened and asterisk-marked species/populations occurring in Africa are subject of an SSAP	a. Develop SSAPs for the remaining eight globally threatened species/populations without SSAPs; assess the need for an SSAP for the one asterisk- marked population	All applicable countries	2012-2017	40,000 per SSAP	Secretariat	Stakeholders other than CPs and the Secretariat are encouraged to initiate drafting processes for SSAPs , in coordination with the Secretariat
1.4.2: All SSAPs have in place established and operational international coordination mechanisms (AEWA International Species Working Groups)	a. All Range States designate their national representative and national expert to each AEWA ISWG	All Range States	Upon convening of each ISWG	0	Range States	IWSG are convened by the Secretariat
	b. National Working Groups for each SSAP are convened and coordinated by the national representatives and national experts in each Range State	All Range States	Within a year after convening the ISWG	CP resources	National representatives and national experts designated to each AEWA ISWG	
	c. All Range States provide annually sufficient resources to maintain the international coordination mechanism for each SSAP	All Range States	Rolling	10,000 per coordination mechanism	RS in consultation with the Secretariat	Group 2-3 SSAPs under one coordination mechanism
	d. Raise funds for implementation of the SSAPs	Globally	Rolling	Covered by the above budget	IWSG coordinators	At least one project funded per year per SSAP

**6.2 Actions for achieving Objective 2 of the AEWA Strategic Plan: To ensure that any use of waterbirds in the Agreement area is sustainable**

**Table 5: Results and actions for implementing target 2.1 of objective 2**

<b>Target 2.1: The use of lead shot for hunting in wetlands is phased out in all Contracting Parties</b>						
Result	Action	Geographic scope	Time frame	Budget (€)	Lead	Comments
2.1.1: All African CPs have developed a timeframe for implementing legislation banning the use of lead shot in wetlands	a. Each African CP develops a timeframe for the development and adoption of legislation / regulations banning the use of lead shot for hunting in wetlands by 2017 as laid down in the AEWA Strategic Plan 2009-2017	Africa	2012-2017	CP resources	Agencies in charge of AEWA implementation in each CP	Support provided by the Secretariat and other stakeholders such as the IUCN Law Centre
	b. Raise awareness about the negative impacts of lead shot on wetlands and waterbirds	Africa	2012-2017	CP resources	Agencies in charge of AEWA implementation in each CP	Link to CEPA actions

**Table 6: Results and actions for implementing target 2.2 of objective 2**

<b>Target 2.2: Internationally coordinated collection of harvest data is developed and implemented</b>						
Result	Action	Geographic scope	Time frame	Budget (€)	Lead	Comments
2.2.1: Report on Harvest Regimes in Africa (including proposals for management and monitoring options) which informs the revision and update of the AEWA Conservation Guidelines on sustainable harvest of migratory waterbirds	Review the motivations and drivers of various harvest regimes including their geographic scope, magnitude and impact, and propose management and monitoring options:	All	2013-2017	Total budget of 460,000, as detailed in the 5 sub-activities below	Tendered out by the Secretariat and/or donors	Link to SSAPs, ecotourism, legislation. Link to bushmeat debate/processes. Link to Waterbird Monitoring Partnership. Link to CBNRM
	a. Develop a common framework for analysing harvest regimes	Africa	2013-2014	50,000	Outsourced by the Secretariat	
	b. Carry out at least three in-depth site/country studies on harvest regimes in each of the three main sub-regions	All (N, W&C, E&S Africa)	2014-2016	225,000	Outsourced by the Secretariat	
	c. Estimate the socio-economic values of the various harvest regimes of waterbirds in the case studies	Africa	2014-2016	45,000	Outsourced by the Secretariat	

<b>Target 2.2: Internationally coordinated collection of harvest data is developed and implemented</b>						
Result	Action	Geographic scope	Time frame	Budget (€)	Lead	Comments
	d. Compile final Report on Harvest Regimes in Africa	Africa	2016-2017	75,000	Outsourced by the Secretariat	
	e. Develop a strategy and tool kit for monitoring waterbird harvest	Africa	2017 & beyond	65,000	Outsourced by the Secretariat	

**Table 7: Results and actions for implementing target 2.3 of objective 2**

<b>Target 2.3: Measures to reduce, and, as far as possible, eliminate illegal taking of waterbirds, the use of poison baits and non-selective methods of taking, are developed and implemented</b>						
Result	Action	Geographic scope	Time frame	Budget (€)	Lead	Comments
2.3.1: All CPs have pertinent legislation in place to reduce, and as far as possible, eliminate illegal taking of waterbirds, the use of poisoned baits and other non-selective methods of taking, and illegal trade, which is being fully enforced	a. Compile relevant information provided through MOP5 reports and/or other appropriate sources and identify gaps	All	2012	0	Secretariat	Link to CITES
	b. Each CP develops, adopts and enforces legislation based on this review and on the harvest study (results under Target 2.2)	All	2015-2017 and beyond	CP resources	Agencies in charge of AEWa implementation in each CP	Support provided by the Secretariat and other stakeholders such as the IUCN Law Centre and AEWa national reports
	c. Develop and implement pilot projects in each sub-region on providing alternative livelihoods to local communities as a means of ensuring compliance with the legislation	NA, WA, CA, EA, SA	2012-2017	250,000 per sub-region	Secretariat	In collaboration with partner organisations with expertise in the field; funding to be solicited from development agencies

**Table 8: Results and actions for implementing complementary target 1 of objective 2**

<b>Complementary Target 1: Suitable consumptive and non-consumptive tourism models based on wetlands and waterbirds are developed and built into national strategies and management plans</b>						
Result	Action	Geographic scope	Time frame	Budget (€)	Lead	Comments
CT/1.1: Case studies which evaluate the importance of tourism for waterbird conservation are published and disseminated,	a. Carry out at least three case studies on the development of successful tourism options covering non-consumptive, consumptive & integrated tourism	Africa: case studies in each main sub-region (N, W&C, E&S Africa)	2013-2016	270,000	CPs in countries with selected case studies in partnership with Secretariat and other partners	Link to Ramsar. Include sites where waterbirds are the main attraction for visitors. Consider also CBNRM activities under CT/2.
CT/1.2: Revision and update of AEWA Guidelines on the development of ecotourism at wetlands, based on the case studies	a. Review the various consumptive and non-consumptive tourism options based on wetlands and waterbirds and promote suitable models to be built into national strategies and management plans	Africa	2017	30,000	Tendered out by Secretariat and/or donors	

**Table 9: Results and actions for implementing complementary target 2 of objective 2**

<b>Complementary Target 2: CBNRM strategies based on wetlands and waterbirds are developed to sustain rural development and improve conservation</b>						
Result	Action	Geographic scope	Time frame	Budget (€)	Lead	Comments
CT/2.1: Community-based natural resource management (CBNRM) of waterbirds and wetlands promoted through five successful projects	a. Develop and implement five pilot projects that both improve local livelihoods and provide incentives for conservation at key sites through CBNRM of waterbirds and wetlands	Africa: one pilot project in each AEWA sub-region	2013-2017	1,200,000	Tendered out by Secretariat and/or donors	Link to harvest strategies & tourism, as well as to Ramsar

<b>Complementary Target 2: CBNRM strategies based on wetlands and waterbirds are developed to sustain rural development and improve conservation</b>						
Result	Action	Geographic scope	Time frame	Budget (€)	Lead	Comments
CT/2.2: CBNRM strategy on wetlands & waterbirds developed, published and disseminated	a. Produce a strategic report on CBNRM of wetlands and waterbirds based on the five pilot projects and other appropriate sources	All	2017	50,000	Secretariat (outsourced)	

**6.3 Actions for achieving Objective 3 of the AEWA Strategic Plan: To increase knowledge about species and their populations, flyways and threats to them as a basis for conservation action**

**Table 10: Results and actions for implementing target 3.1 of objective 3**

<b>Target 3.1: Necessary resources are in place to support, on a long-term basis, the international processes for gathering monitoring data for status assessment</b>						
Result	Action	Geographic scope	Time frame	Budget (€)	Lead	Comments
3.1.1: Increased quantity and quality of waterbird population data from Africa is available	a. Secure regular annual funding for support of the waterbird monitoring programme (International Waterbird Census – IWC) coordinated by Wetlands International	All	2012-2017	100,000 per year	CPs in conjunction with the Secretariat; Wetlands International and the Waterbird Monitoring Partnership	This should focus on monitoring the same sites from one year to another using the same methods
	b. Identify options for partners to work together and share resources	All	2012-2017	0	CPs in partnership with Wetlands International and other partners	
	c. Develop guidelines for the support and development of the IWC	All	2012-2017	100,000	CPs in partnership with Wetlands International and other partners	

<b>Target 3.1: Necessary resources are in place to support, on a long-term basis, the international processes for gathering monitoring data for status assessment</b>						
Result	Action	Geographic scope	Time frame	Budget (€)	Lead	Comments
3.1.2: Improved data on state, pressures and responses of key sites in Africa through IBA monitoring	a. Familiarise CPs with IBA monitoring methodologies and initiate this monitoring in at least 20% of CPs	All	2012-2017	50,000	Birdlife International Africa	IBA monitoring provides information on threats and conservation actions, which help explain trends obtained through the IWC, and enable planning relevant actions to safeguard sites and habitats.

**Table 11: Results and actions for implementing target 3.2 of objective 3**

<b>Target 3.2: Capacity of national monitoring systems to assess the status of the waterbirds is established, maintained and further developed</b>						
Result	Action	Geographic scope	Time frame	Budget (€)	Lead	Comments
3.2.1: Half of the CPs have year-round (as appropriate) monitoring systems in place that are well integrated into national structures and work plans	a. Review status of national monitoring schemes in each CP and outline priorities for future development	All	2012-2017	80,000	Outsourced by the Secretariat	Half of the CPs will be reviewed in 2012-2015, remaining half in 2016-2017
	b. Update, translate and multiply the ONCFS training module on waterbird monitoring in sub-Saharan Africa	Not applicable	2013-2014	80,000	Outsourced by the Secretariat and in close collaboration with the French Ministry of Ecology, Sustainable Development and Energy and ONCFS	To be used in the framework of the African Waterbird Census capacity building and the north-south twinning on monitoring schemes
	c. Strengthen capacity of waterbird counters and standardise the use of optical materials	All	2012-2017	CPs	CPs in partnership with Wetlands International and other partners	Link to capacity building targets
	d. Implement north-south twinning projects on strengthening or establishing national monitoring schemes	The CPs reviewed in triennium 2012-2015	2016-2017 and beyond	CP resources	Secretariat; CPs (incl. non-African CPs)	

**Table 12: Results and actions for implementing target 3.3 of objective 3**

<b>Target 3.3: Nationally responsible state agencies, academic and other wildlife related research institutions are encouraged to establish research programmes to support implementation of waterbird conservation priorities</b>						
Result	Action	Geographic scope	Time frame	Budget (€)	Lead	Comments
3.3.1: New AEWA-linked research programmes are established in Africa that significantly improve knowledge of migratory waterbird populations	a. Identify priorities in research needs for Africa and develop appropriate research proposals	All	2012-2014	40,000	Outsourced by the Secretariat	Joint process involving African and Eurasian research institutions
	b. Raise funds and implement the research proposals	As identified	2015-2017 and beyond	As identified	Research institutions	Joint process involving African and Eurasian research institutions
3.3.2: Raised scientific capacity in Africa through scholarships/exchange programmes on AEWA issues involving European and African research and education institutions	a. Develop a concept for an AEWA-branded scholarship/exchange programme that includes African research institutions, universities and wildlife colleges	Not applicable	2012-2014	10,000	Outsourced by the Secretariat	In collaboration with the TC
	b. Set up and roll out AEWA-branded scholarship/exchange programme	All	2015-2016	20,000	Outsourced by the Secretariat	In conjunction with universities interested in participating

**Table 13: Results and actions for implementing target 3.4 of objective 3**

<b>Target 3.4: Best practices, including, in particular, traditional knowledge for waterbird conservation programmes, are collated and incorporated</b>						
Result	Action	Geographic scope	Time frame	Budget (€)	Lead	Comments
3.4.1: At least one AEWA-relevant best practice per CP is published in appropriate national or sub-regional journals and in online journals	a. Promote the publication of best practice articles on waterbird and flyway conservation by conservation practitioners in Africa in appropriate national, sub-regional and online journals	All	2012-2017	0	Secretariat	A potential online journal (in English) is <a href="http://www.conservationevidence.com">www.conservationevidence.com</a>

**Table 14: Results and actions for implementing complementary target 3 under objective 3**

<b>Complementary target 3: Quantity and quality of data on waterbird movements is improved</b>						
Result	Action	Geographic scope	Time frame	Budget (€)	Lead	Comments
CT/3.1: Pan-African and national capacities for waterbird ringing is strengthened in the framework of AFRING	a. Institutionalise the AFRING governance and establish AFRING strategy	All	2012-2013	15,000	Secretariat and AFRING coordinator	
	b. Initiate implementation of the AFRING strategy	All	2014-2015	50,000 seed funding	AFRING governing body in cooperation with the Secretariat	
	c. Organise two ringing courses with emphasis on Francophone countries	WA, CA, NA	2014-2016	30,000 per workshop	AFRING coordinator	
CT/3.2: Wider use of and increased capacity in Africa of modern technologies for monitoring waterbird movements, including colour marking	a. Promote and increase the use of modern technologies for monitoring waterbird movements, such as colour marking, satellite telemetry, stable isotope techniques and geologgers	All	2012-2017	100,000	CPs in partnership with appropriate technical organisations	



**6.4 Actions for achieving Objective 4 of the AEWA Strategic Plan: To improve Communication, Education and Public Awareness (CEPA) about migratory waterbird species, their flyways, their role in alleviating poverty, threats to them and the need for measures to conserve them and their habitats**

**Table 15: Results and actions for implementing target 4.3 of objective 4**

<b>Target 4.3: Awareness and understanding of waterbird conservation issues in general and of AEWA in particular are increased at all levels within the CPs</b>						
Result	Action	Geographic scope	Time frame	Budget (€)	Lead	Comments
4.3.1: At least 25% of African CPs have developed and are implementing programmes for raising awareness and understanding on waterbird conservation and AEWA	a. All CPs have designated and communicated to the Secretariat a National CEPA Focal Point for AEWA	All	2013-2014	0	CPs	According to the need of the CPs. Maximise synergy with Ramsar and task Ramsar CEPA Focal Points with AEWA CEPA roles wherever suitable
	b. Develop and produce a communication kit providing a set of resource materials for awareness raising	Not applicable	2012-2014	100,000	Secretariat	The toolkit to be made available in English and French, funding permitting, also in Arabic and Portuguese. Target audience is general public and sectors not directly involved in nature conservation
	c. Adapt communication kit to national context, translating into local languages where applicable	Africa	2013-2017	100,000	National CEPA Focal Points	
	d. Organise three workshops to provide training to the National CEPA Focal Points	All	2015-2016	35,000 per workshop + 20,000 for a trainer	Outsourced by the Secretariat	
	e. Each CP has set up and is implementing a national CEPA programme	All	2017-(2018)	CP resources	National CEPA Focal Points	

<b>Target 4.3: Awareness and understanding of waterbird conservation issues in general and of AEWA in particular are increased at all levels within the CPs</b>						
Result	Action	Geographic scope	Time frame	Budget (€)	Lead	Comments
4.3.2: The World Migratory Bird Day (WMBD) is celebrated in each CP	a. Provide seed funding to each CP	All	2013-2017	500 per CP	Secretariat	Option to hold events at other times of year, e.g. linked to World Wetlands Day, when many more migratory birds are in Africa
	b. Organise one large WMBD event in Africa per year, including events coordinated at the sub-regional level and major events involving the AU	All	2013-2017	10,000 per event	National CEPA Focal Points in cooperation with the Secretariat	Each year in a different sub-region. Potential to link to workshops for CEPA Focal Points (4.3.1)

**6.5 Actions for achieving Objective 5 of the AEWA Strategic Plan: To improve the capacity of Range States for international cooperation and capacity towards the conservation of migratory waterbird species and their flyways**

**Table 16: Results and actions for implementing target 5.1 of objective 5**

<b>Target 5.1: The membership of the Agreement in Africa is expanded</b>						
Result	Action	Geographic scope	Time frame	Budget (€)	Lead	Comments
5.1.1: By 2017, the number of CPs in Africa has reached 45, including the African Union	a. Organise sub-regional accession workshops for Southern Africa (under SADC), Central Africa (under CEMAC) and Portuguese-speaking African countries <sup>16</sup>	SA, CA and Portuguese NCPs	2012-2016	50,000 per workshop	Secretariat	
	b. Organise at least two national accession workshops, particularly in Western Africa	WA	2012-2015	15,000 per workshop	Secretariat	
	c. CPs in the Standing Committee approach each non-CP in their respective region	All	Rolling	0	CPs in the Standing Committee	

<sup>16</sup> Portuguese speaking African countries: Angola, Cape Verde, Guinea-Bissau, Mozambique, Sao Tome and Principe

<b>Target 5.1: The membership of the Agreement in Africa is expanded</b>						
Result	Action	Geographic scope	Time frame	Budget (€)	Lead	Comments
	d. Conduct a high-level meeting involving CPs, relevant AU bodies and the Secretariat	Not applicable	2014	60,000	At least Ethiopia and South Africa, and others as identified	

**Table 17: Results and actions for implementing target 5.4 of objective 5**

<b>Target 5.4: The Small Grants Fund (SGF) is activated</b>						
Result	Action	Geographic scope	Time frame	Budget (€)	Lead	Comments
5.4.1: At least 50,000 Euros per year is disbursed to African countries for the implementation of AEWA	a. Continue allocating at least 20,000 Euros per year in the AEWA core budget for SGF in Africa	All	Rolling	20,000	CPs	
	b. Donor CPs provide voluntary contributions of at least 30,000 EUR a year for SGF in Africa	Not applicable	Rolling	30,000	Donor CPs	

**Table 18: Results and actions for implementing target 5.5 of objective 5**

<b>Target 5.5: The rate of submission of National Reports is increased</b>						
Result	Action	Geographic scope	Time frame	Budget (€)	Lead	Comments
5.5.1: All African CPs regularly submit complete National Reports	a. Organise two national reporting training workshops for National Respondents and National Focal Points	All	2013-2014	75,000 per workshop	Secretariat	

**Table 19: Results and actions for implementing target 5.6 of objective 5**

<b>Target 5.6: Capacity of national staff to implement the Agreement is increased through proper training mechanisms</b>						
Result	Action	Geographic scope	Time frame	Budget (€)	Lead	Comments
5.6.1: All AEWA National Focal Points and Technical Focal Points have received training on AEWA implementation	a. Develop a training module on AEWA implementation for staff of national implementation authorities	Not applicable	2012-2013	150,000	UNEP/AEWA and UNEP/CMS Secretariats (outsource part of the work)	Link to CMS/AEWA joint capacity building activities
	b. Organise two training workshops for National Focal Points and National TC Focal Points	All (workshops may be sub-regional or language-based)	2016-2017	100,000 per workshop	UNEP/AEWA and UNEP/CMS Secretariats (tutoring to be outsourced)	Assess feasibility of organising workshops on geographical or linguistic basis

**Table 20: Results and actions for implementing target 5.7 of objective 5**

<b>Target 5.7: Appropriate national coordination mechanisms for implementation of AEWA linking to national coordination mechanisms for other biodiversity MEAs are established</b>						
Result	Action	Geographic scope	Time frame	Budget (€)	Lead	Comments
5.7.1: In at least 50% of African CPs, AEWA national coordination mechanisms have been established and are operational on a regular basis	a. Identify on the basis of submitted National Reports which CPs have no established or operational national coordination mechanisms in place	All	2012	0	Secretariat	Assumption: all CPs have submitted thoroughly filled National Reports
	b. Provide guidance to the identified CPs on setting up and/or running a national coordination mechanism	As identified	2013-2017	3,000 per CP	Secretariat	
	c. Strengthen coordination between MEAs, especially between AEWA and Ramsar	All	Rolling	CP resources	MEA Focal Points	

**Table 21: Results and actions for implementing complementary target 4 under objective 5**

<b>Complementary target 4: General capacity and expertise of range states on the flyway approach to the conservation and wise use of waterbirds and wetlands is increased</b>						
Result	Action	Geographic scope	Time frame	Budget (€)	Lead	Comments
CT/4.1: At least two trainers in each African Range State have been trained on delivering training through the Flyway Training Kit (FTK)	a. Organise one Training of Trainers (ToT) workshop in each sub-region based on the FTK	EA, SA, WA, CA, NA	2013-2017	75,000 per workshop	Post-WOW Partnership	Assess feasibility of organising workshops on geographical or linguistic basis
CT/4.2: At least one national workshop using the FTK and one field training course has taken place in each CP	a. Raise funding for at least one national workshop per sub-region	Not applicable	2012-2017	5,000 per workshop	Post-WOW Partnership	
	b. National trainers in collaboration with the National Focal Points organise national FTK training workshops and field training courses	All CPs	2014-2017	CP resources + the funding raised in the above action	CPs	
CT/4.3: The FTK has been incorporated into the curricula of at least five wildlife training institutions in Africa	a. National Focal Points promote the use of FTK amongst wildlife training institutions	All regions	2013-2017	50,000	AEWA National Focal Points in cooperation with the Secretariat	Include international colleges, such as Garoua (francophone) and Mweka (Anglophone)
CT/4.4: FTK training is available through a distant learning course (e-learning) based in an academic institution	a. Identify an academic institution interested in hosting the FTK distant learning course	Not applicable	2012-2013	0	Post-WOW Partnership in cooperation with Secretariat and CPs	Identify potential institutions, and gauge feasibility/interest
	b. Set up and roll out the FTK distant learning course	Not applicable	2016-2017	60,000	Post-WOW Partnership in cooperation with the identified academic institution	

**Table 22: Results and actions for implementing complementary target 5 under objective 5**

<b>Complementary target 5: Involvement of African CPs in AEWA processes is strengthened</b>						
<b>Result</b>	<b>Action</b>	<b>Geographic scope</b>	<b>Time frame</b>	<b>Budget (€)</b>	<b>Lead</b>	<b>Comments</b>
CT/5.1: An African preparatory meeting for the AEWA MOP has taken place each triennium	Organise two African pre-MOP meetings	All	2013-2015 and 2016-2017/18)	60,000 per meeting	Secretariat	Potentially linked to the CMS/Ramsar pre-COP meetings
CT/5.2: National Focal Points in each CP have received training on negotiations for MEAs	Organise one training workshop per triennium	All	2013-2017	30,000 per workshop	Secretariat	Linked to the African pre-MOP/MOP meetings

## Annex 1

**Table 23: Budget Overview (in Euros) for implementation and coordination of the Plan of Action, based on the priorities of the Strategic Plan 2009-2017**

Objective/Target/Result	2013 - 2015	2016 - 2017	2013-2017	priority
<b>Objective 1: To undertake conservation measures so as to improve or maintain the conservation status of waterbird species and their populations</b>				
<b>1.1.1 All CPs have launched a process to adopt appropriate national legislation protecting all Column A species, whilst 50% of CPs have adopted this legislation</b>				<b>Highest</b>
a - Produce Column A species lists per country	0	0	0	
b - Analyse country lists against national legislation to identify gaps; CPs decide on appropriate action/measures	0	0	0	
c - Develop and adopt/amend relevant legislation	0	0	0	
<i>Sub-total 1.1.1:</i>	<i>0</i>	<i>0</i>	<i>0</i>	
<b>1.2.1 All CPs have identified and recognised key sites that contribute to a comprehensive network of sites for migratory waterbirds</b>				<b>Highest</b>
a - Identify the key network sites in each CP and their current protection designation status	50,000	0	50,000	
b - Sub-regional workshops for training on the CSN Tool and planning gap-filling work @ 35,000€/workshop	0	175,000	175,000	
c - Survey and monitoring work to fill gaps in national inventories of the site network @ min 50,000€/year	0	100,000	100,000	
<i>Sub-total 1.2.1:</i>	<i>50,000</i>	<i>275,000</i>	<i>325,000</i>	
<b>1.2.2 All CPs have provided protection status or other designation to the sites within the network</b>				<b>Highest</b>
a - Identify the current state of protection of the sites network in each CP	0	0	0	
b - Fill gaps in the protection status of the sites in the network	0	0	0	
c - Provide protection status to at least 20% of additional sites within the network in each CP from 2012	0	0	0	
<i>Sub-total 1.2.2:</i>	<i>0</i>	<i>0</i>	<i>0</i>	
<b>1.2.3 All CPs have put in place site management plans that cater for the needs of waterbird conservation, and implement them for the key network sites</b>				<b>Highest</b>
a - Identify the current state, needs and effectiveness of management coverage of the network of sites in each CP	0	0	0	
b - Establish and implement at least five north-south site twinning along flyways	0	0	0	
c - Fill the gaps in management coverage of the network of sites	0	0	0	
d - Develop management plans for additional network sites	0	0	0	
<i>Sub-total 1.2.3:</i>	<i>0</i>	<i>0</i>	<i>0</i>	
<b>1.3.1: All CPs have regulations in place which ensure that independent EIA/SEA is carried out for proposed and new developments, fully considering their environmental and socio-economic cumulative impacts, including on waterbirds</b>				<b>High</b>
a - Compile relevant information on national EIA/SEA regulations and identify gaps	0	0	0	
b - Develop and/or amend EIA/SEA regulations as identified by the gap analysis	0	0	0	
c - All infrastructure developments subject to EIA	0	0	0	
<i>Sub-total 1.3.1</i>	<i>0</i>	<i>0</i>	<i>0</i>	

Objective/Target/Result	2013 - 2015	2016 - 2017	2013-2017	priority
<b>1.3.2: The capacity of AEWA-related governmental officers in all CPs to participate in EIA/SEA processes is improved</b>				<b>High</b>
a - Organise at least four workshops to increase capacity on EIA/SEA @60,000€/workshop	120,000	120,000	240,000	
<i>Sub-total 1.3.2:</i>	<b>120,000</b>	<b>120,000</b>	<b>240,000</b>	
<b>1.3.3: The AEWA Implementation Review Process is used for resolving severe/adverse cases of threats to AEWA populations in African CPs</b>				<b>High</b>
a - The Secretariat is informed of major cases affecting/likely to affect AEWA populations and/or their habitats	0	0	0	
b - Funds are secured to implement the AEWA IRP where relevant	0	0	0	
<i>Sub-total 1.3.3:</i>	<b>0</b>	<b>0</b>	<b>0</b>	
<b>1.4.1: All globally threatened and asterisk-marked species/populations occurring in Africa are subject of an SSAP</b>				<b>High</b>
a - Develop SSAPs for 8 globally threatened species/populations @ 40,000€/SSAP	200,000	160,000	360,000	
<i>Sub-total 1.4.1:</i>	<b>200,000</b>	<b>160,000</b>	<b>360,000</b>	
<b>1.4.2: All SSAPs have in place established and operational international coordination mechanisms</b>				<b>High</b>
a - Designation of national representatives and experts to each ISWG	0	0	0	
b - Convening and coordination of national working groups for each SSAP	0	0	0	
c - Range States to each SSAP provide resources for coordination mechanism @ min. 10,000€/SSAP coordination	150,000	200,000	350,000	
d - Fund-raising for the implementation of SSAPs	0	0	0	
<i>Sub-total 1.4.2:</i>	<b>150,000</b>	<b>200,000</b>	<b>350,000</b>	
<b>Sub-total - Objective 1:</b>	<b>520,000</b>	<b>755,000</b>	<b>1,275,000</b>	
<b>Objective 2: To ensure that any use of waterbirds in the Agreement area is sustainable</b>				
<b>2.1.1: All African CPs have developed a timeframe for implementing legislation banning the use of lead shot in wetlands</b>				<b>Medium</b>
a - African CPs develop a timeframe for legislation / regulations banning the use of lead shot in wetlands	0	0	0	
b - Raise awareness about the negative impacts of lead shot on wetlands and waterbirds	0	0	0	
<i>Sub-total 2.1.1:</i>	<b>0</b>	<b>0</b>	<b>0</b>	
<b>2.2.1: Report on Harvest Regimes in Africa (including proposals for management and monitoring options) which informs the revision and update of the AEWA Conservation Guidelines on sustainable harvest of migratory waterbirds</b>				<b>Highest</b>
a - Develop a common framework for analysing harvest regimes	50,000	0	50,000	
b - Carry out at least 3 in-depth site/country studies on harvest regimes in each of the three main sub-regions	150,000	75,000	225,000	
c - Estimate the socio-economic values of the various harvest regimes of waterbirds in the case studies	30,000	15,000	45,000	
d - Compile final Report on Harvest Regimes in Africa	0	75,000	75,000	
e - Develop a strategy and tool kit for monitoring waterbird harvest	0	65,000	65,000	
<i>Sub-total 2.2.1:</i>	<b>230,000</b>	<b>230,000</b>	<b>460,000</b>	



Objective/Target/Result	2013 - 2015	2016 - 2017	2013-2017	priority
<b>2.3.1: All CPs have pertinent legislation in place to reduce, and as far as possible, eliminate illegal taking of waterbirds, the use of poisoned baits and other non-selective methods of taking, and illegal trade, which is being fully enforced</b>				<b>High</b>
a - Identify gaps in pertinent national legislation	0	0	0	
b - Each identified CP develops and adopts legislation	0	0	0	
c - Develop and implement alternative livelihood pilot projects @ 250,000€/sub-region	500,000	750,000	1,250,000	
<i>Sub-total 2.3.1:</i>	<b>500,000</b>	<b>750,000</b>	<b>1,250,000</b>	
<b>CT/1.1: Case studies which evaluate the importance of tourism for waterbird conservation are published and disseminated,</b>				<b>High</b>
a - Carry out at least 3 case studies on the development of successful tourism options	180,000	90,000	270,000	
<b>CT/1.2: Revision and update of AEWA Guidelines on the development of ecotourism at wetlands, based on the case studies</b>				<b>High</b>
a - Review the options and promote suitable models to be built into national strategies and management plans	0	30,000	30,000	
<i>Sub-total CT/1.1 &amp; CT/1.2:</i>	<b>180,000</b>	<b>120,000</b>	<b>300,000</b>	
<b>CT/2.1: Community based natural resource management (CBNRM) of waterbirds and wetlands promoted through 5 successful projects</b>				<b>High</b>
a - Develop and implement 5 CBNRM pilot projects	800,000	400,000	1,200,000	
<b>CT/2.2: CBNRM strategy on wetlands &amp; waterbirds developed, published and disseminated</b>				<b>High</b>
a - Produce a strategic report on CBNRM of wetlands and waterbirds	0	50,000	50,000	
<i>Sub-total CT/2.1 &amp; CT/2.2:</i>	<b>800,000</b>	<b>450,000</b>	<b>1,250,000</b>	
<b>Sub-total - Objective 2:</b>	<b>1,710,000</b>	<b>1,550,000</b>	<b>3,260,000</b>	
<b>Objective 3: To increase knowledge about species and their populations, flyways and threats to them as a basis for conservation action</b>				
<b>3.1.1: Increased quantity and quality of waterbird population data from Africa is available</b>				<b>Highest</b>
a - Regular annual funding secured for the IWC coordinated by Wetlands International @ 100,000€/year	300,000	200,000	500,000	
b - Identify options for partners to work together and share resources	0	0	0	
c - Develop guidelines for the support and development of the IWC	80,000	20,000	100,000	
<i>Sub-total 3.1.1:</i>	<b>380,000</b>	<b>220,000</b>	<b>600,000</b>	
<b>3.1.2: Improved data on state, pressures and responses of key sites in Africa through IBA monitoring</b>				<b>High</b>
a - Familiarise CPs with IBA monitoring methodologies and initiate this monitoring in at least 20% of CPs	30,000	20,000	50,000	
<i>Sub-total 3.1.2:</i>	<b>30,000</b>	<b>20,000</b>	<b>50,000</b>	
<b>3.2.1: Half of the CPs have year-round (as appropriate) monitoring systems in place that are well integrated into national structures and work plans</b>				<b>High</b>
a - Review the status of national monitoring schemes in each CP and outline priorities for future development	40,000	40,000	80,000	
b - ONCFS training module on waterbird monitoring in sub-Saharan Africa is updated, translated and multiplied	80,000	0	80,000	
c - Strengthen capacity of waterbird counters and standardise the use of optical materials	0	0	0	
d - North-South twinning projects to strengthen/establish national monitoring schemes implemented	0	0	0	
<i>Sub-total 3.2.1:</i>	<b>120,000</b>	<b>40,000</b>	<b>160,000</b>	

Objective/Target/Result	2013 - 2015	2016 - 2017	2013-2017	priority
<b>3.3.1: New AEWA-linked research programmes are established in Africa that significantly improve knowledge of migratory waterbird populations</b>				<b>Medium</b>
a - Identify priorities in research needs for Africa and develop appropriate research proposals	40,000	0	40,000	
b - Raise funds and implement research proposals	0	0	0	
<i>Sub-total 3.3.1:</i>	<b>40,000</b>	<b>0</b>	<b>40,000</b>	
<b>3.3.2: Raised scientific capacity in Africa through scholarships/exchange programmes on AEWA issues involving European and African research and education institutions</b>				<b>High</b>
a - Develop a concept for an AEWA-branded scholarship/exchange programme	10,000	0	10,000	
b - Set up and roll out the AEWA-branded scholarship/exchange programme	20,000	0	20,000	
<i>Sub-total 3.3.2:</i>	<b>30,000</b>	<b>0</b>	<b>30,000</b>	
<b>3.4.1: At least one AEWA-relevant best practice per CP is published in appropriate national or sub-regional journals and in online journals</b>				<b>Medium</b>
a - Promote the publication of best practice articles on waterbird and flyway conservation	0	0	0	
<i>Sub-total 3.4.1:</i>	<b>0</b>	<b>0</b>	<b>0</b>	
<b>CT/3.1: Pan-African and national capacities for waterbird ringing is strengthened in the framework of AFRING</b>				<b>High</b>
a - Institutionalize the Governance of AFRING and establish an AFRING Strategy	15,000	0	15,000	
b - Initiate the implementation of the AFRING Strategy with seed funding	50,000	0	50,000	
c - Organisation of two ringing courses, particularly for Francophone African countries @ 30,000€/course	30,000	30,000	60,000	
<b>CT/3.2: Wider use of and increased capacity in Africa of modern technologies for monitoring waterbird movements, including colour marking</b>				
a - Promote and increase the use of modern technologies for monitoring waterbird movements	60,000	40,000	100,000	
<i>Sub-total CT/3.1 &amp; CT/3.2:</i>	<b>155,000</b>	<b>70,000</b>	<b>225,000</b>	
<b>Sub-total - Objective 3:</b>	<b>755,000</b>	<b>350,000</b>	<b>1,105,000</b>	
<b>Objective 4: To improve CEPA for migratory waterbird species, their flyways, their role in alleviating poverty, threats to them and the need for measures to conserve them and their habitats</b>				
<b>4.3.1: At least 25% of African CPs have developed and are implementing programmes for raising awareness and understanding on waterbird conservation and AEWA</b>				<b>Highest</b>
a - Designation of CEPA Focal Points by all CPs and information communicated to the Secretariat	0	0	0	
b - Develop a communication kit with resource materials for awareness-raising on AEWA	100,000	0	100,000	
c - Adapt communication kit to national context, translating into local languages where applicable	50,000	50,000	100,000	
d - Organise three workshops to train national CEPA Focal Points @ 35,000€/workshop and 20,000€ for trainer	0	125,000	125,000	
e - Each CP sets up and is implementing a national CEPA programme	0	0	0	
<i>Sub-total 4.3.1:</i>	<b>150,000</b>	<b>175,000</b>	<b>325,000</b>	
<b>4.3.2: The World Migratory Bird Day (WMBD) is celebrated in each CP</b>				<b>High</b>
a - Seed funding provided to each CP to promote the celebration of WMBD @ 500€/CP	6,500	6,500	13,000	
b - One major WMBD event organised per year in Africa	30,000	20,000	50,000	

Objective/Target/Result	2013 - 2015	2016 - 2017	2013-2017	priority
<i>Sub-total 4.3.2:</i>	<b>36,500</b>	<b>26,500</b>	<b>63,000</b>	
<b>Sub-total - Objective 4:</b>	<b>186,500</b>	<b>201,500</b>	<b>388,000</b>	
<b>Objective 5: To improve the capacity of Range States for international cooperation and capacity towards the conservation of migratory waterbird species and their flyways</b>				
<b>5.1.1: By 2017 the number of Contracting Parties in Africa has reached 45, including the African Union</b>				<b>High</b>
a - Two sub-regional (SADC and CEMAC) and one Portuguese accession workshops organized @ 50,000€/workshop	50,000	100,000	150,000	
b - At least two national accession workshops organised, particularly for Western Africa @ 15,000€/workshop	15,000	15,000	30,000	
c - African Standing Committee representatives approach non-CPs in their sub-region to promote accession	0	0	0	
d - A high level meeting to promote the accession of the African Union to AEWA	60,000	0	60,000	
<i>Sub-total 5.1.1:</i>	<b>125,000</b>	<b>115,000</b>	<b>240,000</b>	
<b>5.4.1: At least 50,000 EUR annually is disbursed to African countries as SGFs to implement AEWA</b>				<b>High</b>
a - At least 20,000€/year is allocated in the AEWA core budget for SGFs in Africa	60,000	40,000	100,000	
b - Voluntary contributions of at least 30,000€/year is secured from Donor CPs for SGFs in Africa	90,000	60,000	150,000	
<i>Sub-total 5.4.1:</i>	<b>150,000</b>	<b>100,000</b>	<b>250,000</b>	
<b>5.5.1: All African CPs regularly submit complete national reports</b>				<b>High</b>
a - Organise two workshops to train National Respondents and NFPs on the online national reporting @75,000€/workshop	150,000	0	150,000	
<i>Sub-total 5.5.1:</i>	<b>150,000</b>	<b>0</b>	<b>150,000</b>	
<b>5.6.1: All AEWA National Focal Points and Technical Focal Points have received training on AEWA implementation</b>				<b>Highest</b>
a - Training module developed on the implementation of AEWA, targeting national implementing agencies	150,000	0	150,000	
b - Two training workshops for NFPs and TC Focal Points on implementation of AEWA @100,000€/workshop		200,000	200,000	
<i>Sub-total 5.6.1:</i>	<b>150,000</b>	<b>200,000</b>	<b>350,000</b>	
<b>5.7.1: In at least 50% of the African Contracting Parties AEWA national coordination mechanisms have been established and are operational on regular basis</b>				<b>High</b>
a - Identify CPs which lack/are not operating an AEWA national coordination mechanism	0	0	0	
b - Provide guidance to CPs on setting up and /or operating a national coordination mechanism @3,000€/CP	18,000	21,000	39,000	
c - Strengthen coordination between MEAs, especially between AEWA and Ramsar	0	0	0	
<i>Sub-total 5.7.1:</i>	<b>18,000</b>	<b>21,000</b>	<b>39,000</b>	
<b>CT/4.1: At least two trainers in each African Range State have been trained on delivering training through the Flyway Training Kit (FTK)</b>				<b>Highest</b>
a - At least one Training of Trainers FTK workshop organised in each sub-region @ 75,000€/workshop	150,000	225,000	375,000	
<i>Sub-total CT/4.1:</i>	<b>150,000</b>	<b>225,000</b>	<b>375,000</b>	
<b>CT/4.2: At least one national workshop using the FTK and one field training course has taken place in each CP</b>				<b>High</b>
a - At least one national training workshop with the FTK organised per sub-region @ 5,000€/workshop	0	25,000	25,000	

Objective/Target/Result	2013 - 2015	2016 - 2017	2013-2017	priority
b - National Focal Points and National Trainers organise national FTK workshops	0	0	0	
<i>Sub-total CT/4.2:</i>	<i>0</i>	<i>25,000</i>	<i>25,000</i>	
<b>CT/4.3: The FTK has been incorporated into the curricula of at least five wildlife training institutions in Africa</b>				<b>Highest</b>
a - National Focal Points promote the use of the FTK amongst wildlife training institutions	0	0	0	
<i>Sub-total CT/4.3:</i>	<i>0</i>	<i>0</i>	<i>0</i>	
<b>CT/4.4: FTK training is available through a distant learning course (e-learning) based in an academic institution</b>				<b>Medium</b>
a - Identification of an academic institution interested to host a FTK distant learning course	0	0	0	
b - Setting up and roll out FTK distant learning course		60,000	60,000	
<i>Sub-total CT/4.4:</i>	<i>0</i>	<i>60,000</i>	<i>60,000</i>	
<b>CT/5.1: An African preparatory meeting for the AEWA MOP has taken place each triennium</b>				<b>Highest</b>
a - Organisation of two African regional meetings in preparation for the MOP @60,000€/meeting	60,000	60,000	120,000	
<i>Sub-total CT/5.1:</i>	<i>60,000</i>	<i>60,000</i>	<i>120,000</i>	
<b>CT/5.2: National Focal Points in each CP have received training on negotiations for MEAs</b>				<b>Highest</b>
a - Organise two training workshop for NFPs on negotiation skills for MEAs @ 30,000€/workshop	30,000	30,000	60,000	
<i>Sub-total CT/5.2:</i>	<i>30,000</i>	<i>30,000</i>	<i>60,000</i>	
<b>Sub-total - Objective 5:</b>	<b>833,000</b>	<b>836,000</b>	<b>1,669,000</b>	
<b>Coordination of the implementation of the African Initiative</b>				
Post for a Coordinator for the African Initiative	265,337	185,854	451,191	<b>Highest</b>
Post of an Administrative Assistant for the African Initiative	189,169	132,503	321,672	<b>Highest</b>
<b>Sub-total - Coordination:</b>	<b>454,506</b>	<b>318,357</b>	<b>772,863</b>	
<b>Total Objective 1. - 5. and Coordination:</b>	<b>4,459,006</b>	<b>4,010,857</b>	<b>8,469,863</b>	
13 % UNEP overhead:	579,671	521,411	1,101,082	
<b>Grand Total:</b>	<b>5,038,677</b>	<b>4,532,268</b>	<b>9,570,945</b>	

**Table 24: Budget estimate (in Euros) for the implementation and coordination of the Plan of Action for Africa based on the priority for implementation**

Priority for Funding	2013-2015	2016-2017	2013-2017	Objective
<b>A. Highest Priority Results</b>				
1.1.1: All CPs have launched a process to adopt appropriate national legislation protecting all Column A species, whilst 50% of CPs have adopted this legislation	0	0	0	1
1.2.1: All CPs have identified and recognised key sites that contribute to a comprehensive network of sites for migratory waterbirds	50,000	275,000	325,000	1
1.2.2: All CPs have provided protection status or other designation to the sites within the network	0	0	0	1
1.2.3: All CPs have put in place site management plans that cater for the needs of waterbird conservation, and implement them for the key network sites	0	0	0	1
2.2.1: Report on Harvest Regimes in Africa (including proposals for management and monitoring options) which informs the revision and update of the AEWA Conservation Guidelines on sustainable harvest of migratory waterbirds	230,000	230,000	460,000	2
3.1.1: Increased quantity and quality of waterbird population data from Africa is available	380,000	220,000	600,000	3
4.3.1: At least 25% of African CPs have developed and are implementing programmes for raising awareness and understanding on waterbird conservation and AEWA	150,000	175,000	325,000	4
5.6.1: All AEWA National Focal Points and Technical Focal Points have received training on AEWA implementation	150,000	200,000	350,000	5
CT/4.1: At least two trainers in each African Range State have been trained on delivering training through the FTK	150,000	225,000	375,000	5
CT/4.3: The FTK has been incorporated into the curricula of at least five wildlife training institutions in Africa	0	0	0	5
CT/5.1: An African pre-MOP meeting has taken place each triennium	60,000	60,000	120,000	5
CT/5.2: National Focal Points in each CP have received training in negotiation	30,000	30,000	60,000	5
Post for a Coordinator for the African Initiative	265,337	185,854	451,191	Coordination
Post of an Administrative Assistant for the African Initiative	189,169	132,503	321,672	Coordination
<b>Sub-total - Highest Priority Results:</b>	<b>1,654,506</b>	<b>1,733,357</b>	<b>3,387,863</b>	
<b>B. High Priority Results</b>				
1.3.1: All CPs have regulations in place which ensure that independent EIA/SEA is carried out for proposed and new developments, fully considering their environmental and socio-economic cumulative impacts, including on waterbirds	0	0	0	1
1.3.2: The capacity of AEWA-related governmental officers in all CPs to participate in EIA/SEA processes is improved	120,000	120,000	240,000	1
1.3.3: The AEWA Implementation Review Process is used for resolving severe/adverse cases of threats to AEWA populations in African CPs	0	0	0	1
1.4.1: All globally threatened and asterisk-marked species/populations occurring in Africa are subject of an SSAP	200,000	160,000	360,000	1
1.4.2: All SSAPs have in place established and operational international coordination mechanisms	150,000	200,000	350,000	1
2.3.1: All CPs have pertinent legislation in place to reduce, and as far as possible, eliminate illegal taking of waterbirds, the use of poisoned baits and other non-selective methods of taking, and illegal trade, which is being fully enforced	500,000	750,000	1,250,000	2
CT/1.1: Case studies which evaluate the importance of tourism for waterbird conservation are published and disseminated	180,000	90,000	270,000	2

Priority for Funding	2013-2015	2016-2017	2013-2017	Objective
CT/1.2: Revision and update of AEWA Guidelines on the development of ecotourism at wetlands, based on the case studies	0	30,000	30,000	2
CT/2.1: Community based natural resource management (CBNRM) of waterbirds and wetlands promoted through 5 successful projects	800,000	400,000	1,200,000	2
CT/2.2: CBNRM strategy on wetlands & waterbirds developed, published and disseminated	0	50,000	50,000	2
3.1.2: Improved data on state, pressures and responses of key sites in Africa through IBA monitoring	30,000	20,000	50,000	3
3.2.1: Half of the CPs have year-round (as appropriate) monitoring systems in place	120,000	40,000	160,000	3
3.3.2: Raised scientific capacity in Africa through scholarships/ exchange programmes on AEWA issues involving European and African research and education institutions	30,000	0	30,000	3
CT/3.1: Pan-African and national capacities for waterbird ringing is strengthened in the framework of AFRING	95,000	30,000	125,000	3
CT/3.2: Wider use of and increased capacity in Africa of modern technologies for monitoring waterbird movements, including colour marking	60,000	40,000	100,000	3
4.3.2: World Migratory Bird Day (WMBD) is celebrated in each CP	36,500	26,500	63,000	4
5.1.1: By 2017 the number of Contracting Parties in Africa has reached 45, including the African Union	125,000	115,000	240,000	5
5.4.1: At least 50,000 EUR annually is disbursed to African countries to implement AEWA	150,000	100,000	250,000	5
5.5.1: All African CPs regularly submit complete national reports	150,000	0	150,000	5
5.7.1: In at least 50% of the African Contracting Parties AEWA national coordination mechanisms have been established and are operational on regular basis	18,000	21,000	39,000	5
CT/4.2: At least one national workshop using the FTK and one field training course has taken place in each CP	0	25,000	25,000	5
<b>Sub-total - High Priority Results:</b>	<b>2,764,500</b>	<b>2,217,500</b>	<b>4,982,000</b>	
<b>C. Medium Priority Results</b>				
2.1.1: All African CPs have developed a timeframe for implementing legislation banning the use of lead shot in wetlands	0	0	0	2
3.3.1: All African CPs have developed a timeframe for implementing legislation banning the use of lead shot in wetlands	40,000	0	40,000	3
3.4.1: At least one AEWA-relevant best practice per CP is published in appropriate national or sub-regional journals and in online journals	0	0	0	3
CT/4.4: FTK training is available through a distant learning course (e-learning) based in an academic institution	0	60,000	60,000	5
<b>Sub-total - High Medium Results:</b>	<b>40,000</b>	<b>60,000</b>	<b>100,000</b>	
Total for Highest, high and medium priority objectives:	4,459,006	4,010,857	8,469,863	
13 % UNEP overhead:	579,671	521,411	1,101,082	
<b>Grand total for highest, high and medium priority objectives:</b>	<b>5,038,677</b>	<b>4,532,268</b>	<b>9,570,945</b>	

## Annex 2

**Table 25: Priority Species for the development of Single Species Action Plans in Africa<sup>17</sup>**

No	Species	Populations
1	Bank Cormorant <i>Phalacrocorax neglectus</i> (EN)	Coastal Southwest Africa
2	Shoebill <i>Balaeniceps rex</i> (VU)	Central Tropical Africa
3	Wattled Crane <i>Grus carunculatus</i> (VU)	Central & Southern Africa
4	Madagascar Pratincole <i>Glareola ocularis</i> (VU)	Madagascar/East Africa
5	African Penguin <i>Spheniscus demersus</i> (VU)	Southern Africa
6	Cape Gannet <i>Sula (Morus) capensis</i> (VU)	Southern Africa
7	Blue Crane <i>Grus paradisea</i> (VU)	Extreme Southern Africa
8	Grey Crowned-crane <i>Balearica regulorum regulorum</i> (VU)	Southern Africa (N to Angola & S Zimbabwe)
9	White-backed Duck <i>Thalassornis leuconotus leuconotus</i>	Eastern & Southern Africa

<sup>17</sup> Extracted from the AEWa Priority list for the development of SSAPs : [http://www.unep-aewa.org/meetings/en/mop/mop4\\_docs/meeting\\_docs\\_pdf/mop4\\_10\\_ssap\\_review.pdf](http://www.unep-aewa.org/meetings/en/mop/mop4_docs/meeting_docs_pdf/mop4_10_ssap_review.pdf). Please note that this is a dynamic list, depending on global threat status revisions and decisions by the AEWa MOP relating to population categorization in AEWa Table 1 (Annex 3).